

COTTER PIN

Part # P08410

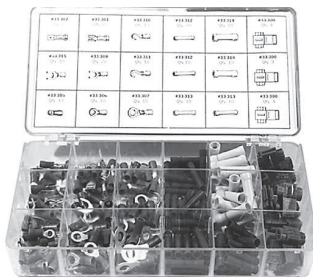
Part #	Qty.	Size
P02204	20	1/16 x 2
P02205	20	1/16 x 2-1/2
P02208	30	3/32 x 1
P02209	20	3/32 x 1-1/2
P02212	20	3/32 x 2
P02216	30	1/8 x 1
P02217	20	1/8 x 1-1/2
P02220	20	1/8 x 2
P02224	20	5/32 x 1-1/2
P02227	10	5/32 x 2
P02228	10	5/32 x 2-1/2
P02230	10	3/16 x 1-1/2
P02238	5	5/16 x 2
P02239	5	5/16 x 2-1/2



ELECTRICAL TERMINAL & CONNECTOR

Part # P08152


Part #	Qty.	Description
P33300	10	Scotch Tab Connector Blue
P33305	10	Eye Terminal #6 Screw Blue
P33306	10	Eye Terminal #10 Screw Blue
P33307	10	Eye Terminal 1/2" Screw Blue
P33308	20	Spade Terminal #10 Screw Blue
P33310	10	Electrical Terminal - Hook Style
P33312	20	2-Wire Butt Connector Red
P33313	20	2-Wire Butt Connector Blue
P33301	10	Slide Connector - Female Blue
P33302	10	Slide Connector - Male Blue



E-CLIP

Part # P08300


Part #	Qty.	Size
P02004	30	1/8
P02003	50	1/4
P02700	50	3/8
P02002	40	1/2
P02008	20	5/8
P02006	20	3/4
P02009	20	7/8



HAIR PIN

Part # P08150

Part #	Qty.	Size
P02411	10	.148 x 2-15/16
P02414	40	.080 x 1-3/16
P02417	20	.125 x 1-3/4
P02419	30	.062 x 1-9/16
P02424	30	.062 x 1-5/16
P02432	20	.094 x 1-5/16



GREASE FITTING

Part # P08016

Part #	Qty.	Description
P02010	30	Straight 1/4-28
P02011	10	1045° 1/4-28
P02012	20	2090° 1/4-28
P02013	10	1090° 1/8 pipe
P02014	10	2045° 1/8 pipe
P02015	20	Straight 1/8 pipe



LINCH PINS

Part # P08423

Part #	Qty.	Size
P02443	16	3/16" x 1-1/2"
P02444	18	3/4" x 1-3/4"
P02445	6	5/16" x 1-3/4"
P02446	10	7/16" x 1-3/4"



PAL NUT

Part # P08220


Part #	Qty.	Size
P04720	20	3/16
P04721	20	1/4
P04722	20	5/16
P04723	20	3/8
P04724	20	7/16
P04725	20	1/2



SOCKET SET SCREW

Part # P08200

Part #	Qty.	Size
P02503	10	1/8 x 3/16 coarse
P02511	10	5/32 x 3/16 coarse
P02504	10	3/16 x 1/4 coarse
P02500	30	1/4 x 1/4 coarse
P02502	20	1/4 x 3/8 coarse
P02509	30	5/16 x 3/8 coarse
P02508	20	5/16 x 1/2 coarse
P02506	10	3/8 x 3/8 coarse
P02505	10	3/8 x 1/2 coarse
P02501	20	1/4 x 1/4 fine
P02507	10	3/8 fine x 3/8 fine



UNIVERSAL

Part # P10790

- Caster yoke grease cap
- For 3/4" grease bearings



Part # P324

- Flanged ball bearing
- Fits 5 x 1.50, 6 x 1.75, 7 x 1.50, 7.50 x 1.50, 8 x 1.75, 8 x 1.75, 10 x 1.75 wheels
- Fits Murray plastic wheels
- 1/2" ID x 1-1/8" OD




Part # P325

- Flanged ball bearing
- Fits many universal wheels
- 1/2" ID x 1-3/8" OD



Part # P326

- Flanged ball bearing
- Fits 8 x 2.75, 10 x 2.75
- 5/8" ID x 1-3/8" OD



Part # P327

- Flanged ball bearing
 - 3/4" ID x 1-3/8" OD
- Replaces **Snapper 11807; Toro 110513, 251-210**



Part # P9892

- Flanged ball bearing
- 3/8" ID x 1-1/8" OD
- Fits many universal wheels



Part # BE5812

- Open cage roller bearing with flanged bushings
 - Overall dimensions: 5/8" ID x 1-3/8" OD x 3-15/16" L
 - Bearing dimensions: 5/8" ID x 1-3/8" OD x 3-1/4" L
 - Bushing dimensions: 5/8" ID x 1-3/8" OD
 - Use with P87295 wheel
- Replaces **Scag 48006-07**



Part # P7780

- Replaces wheel bearing kit for Bobcat, Grasshopper and Scag wheel assemblies
- Includes (2) P481 high speed 5/8" bearings, (2) P7779 21/32" x 1-1/8" washers, (1) P7262 5/8" OD bushing
- Use with P72795 wheel



BOBCAT

Part # P5848

- Open cage roller bearing with flanged bushings for Bobcat wheel assembly
 - Overall dimensions: 5/8" ID x 1-13/32" OD x 2-7/32" L
 - Use with P3239 wheel
- Replaces **Bobcat 38069N, 38042N**



Part # P9006

- Roller cage bearing
- 21/32" ID x 1-21/64" x 1-7/16" L



Part # P9007

- Retainer bushing
- 5/8" ID x 1-1/2" OD



Part # BB8664

- Wheel bearing kit
 - 7/8" ID x 1-3/8" OD x 6-7/16" L
 - Roller cage bearings and retainers
 - Fits Bobcat 38096C wheel assembly
- Replaces **Bobcat 38058N**



Part # BB9041

- Roller cage bearing only
 - 1-3/8" OD x 7/8" ID x 2-1/2" L
- Replaces **Bobcat 38058N**



Part # BB9011

- Retainer bushing only
 - 1-1/2" OD x 7/8" ID
- Replaces **Bobcat 38025N**



DIXIE CHOPPER

Part # P9709

- Inner wheel spacer
 - Fits wheel assembly models 10202 and 97166
 - 5/8" ID x 7/8" OD x 2" L
- Replaces **Dixie Chopper 67204**



Part # P9719

- Wheel bearing kit
- Fits 10202 & 97166 wheel assemblies
- Includes (2) P7950 bearings, (2) P8198 bearings (1) P9709 bushing
- Overall Dimensions: 5/8" ID x 1-3/8" OD x 4" L
- Use with P72733 wheel



Part # BB9937

- Bearing
 - 1" ID x 2.0457" OD x .590" H
- Replaces **Dixie Chopper 30218**



DIXIE CHOPPER continued

Part # BB9951

- Roller bearing
 - Fits caster yoke
 - 1-1/8" ID x 2" OD x 5/8" H
- Replaces *Dixie Chopper 97171*



Part # BB9606

- Spanner bushing
 - 5/8" ID x 7/8" OD x 1" L
- Replaces *Dixie Chopper 10203*



EXMARK

Part # P45015

- Bushing
 - .75 ID x 1.383" OD x .375" W
- Replaces *Exmark 513810*



Part # P09802

- Spindle washer
 - 1" OD x 5/8" ID x 1/4" W
- Replaces *Exmark 303164; Bobcat 64163-12, 303164*



Part # P45029

- Bronze bushing
 - For 10" straight caster support arm
 - 1.125" OD x .875" ID x 1.250" W
- Replaces *Exmark 303041; Bunton PLO928*



Part # P09804

- Yoke spacer
 - Fits 36" & 48" variable and 5-speed mowers with 9" wheels
 - Fits 32", 36", 48", 61" mowers w280/250-4 wheels
 - For front casters on ZTR 61" and 74" riders
 - 1-1/2" OD x 7/8" ID x 1/2" W
- Replaces *Exmark 303314; Bobcat 503314, 64163-22A*



Part # P45127

- Bushing for caster support arm
 - Steering shaft bushing for pivot wheel on 12, 13 and 17 HP Turf Runner
 - 1-1/2" OD x 7/8" ID x 1" Flange
- Replaces *Exmark 303044; Encore 363007; Scag 48100-01; Snapper 7-6514*



Part # P45040

- Deck support bushing for Turf Ranger
 - 15/16" ID x 1-1/4" OD x 11/16" H
- Replaces *Exmark 513336*



Part # P11060

- Jackshaft spindle bearing
 - Includes locking collar and screw
 - 1" ID x 2" OD x 1-3/4" H
- Replaces *Exmark # 1-513012*



EXMARK continued

Part # P12119

- Spindle bearing
 - 1" ID x 2" OD x .708" H
- Replaces *Exmark # 103-2477*



Part # BR60

- Bearing set
 - Ref. No. L44643/44610 (tapered cone)
 - 1.117 ID x 2.000" OD x .590" H
- Replaces *Exmark # 1-543509, 543509, 1-543511*
- NEW!**



Part # EX13259

- Spindle bearing
 - 2 per unit without o-rings
 - Fits Lazer Z Triton deck
 - 1.117" ID x 2.1660" OD x 1.2570" H
- Replaces *Exmark # 103-2477*
- NEW!**



Part # EX9944

- Wheel bearing kit
 - Fits Lazer Z units
 - Includes (2) P813 bearings, (2) P10013 seals, (2) P 10064 spacers
 - 3/4" ID x 1-25/32" OD
- \$10.50 ea.**



Part # P8438

- Wheel bearing kit
- Fits midsize mowers with 36", 48", 52", and 60" decks
- Fits Exmark wheel 1-322154
- Fits Turf Ranger, Turf Tracer and Viking Metro models from 80000 series and higher
- Includes P8408 roller cage bearing with retainer bushings and P8409 spanner bushing
- Overall Dimensions: 1/2" ID x 1-3/8" OD x 4-21/32" L



Part # P8408

- Roller cage bearing with retainer bushings only.
- Roller cage bearing dimensions: 49/64" ID x 1-1/4" OD x 3-23/32" L
- Retainer bushing dimensions: 3/4" ID x 1-1/2" OD x 3/8" H



Part # P8998

- Roller cage bearing only
- Replaces *Exmark 1-513809*



Part # P8999

- Retainer bushing only

Part # P8409

- Spanner bushing only
- Replaces *Exmark 1-513547*



EXMARK continued

Part # EX406

- Wheel bushing kit
- Fits in wheel EX5 on Exmark commercial mowers
- Turf Ranger and Turf Tracer Explorer, Laser Z
- 3/8" ID x 5/8" OD x 2-13/16" L
- 1" Flange OD

\$7.25 ea.



Part # EXM1633581

- Front wheel spacer
- Fits Lazer Z

Replaces *Exmark 1633581*



Part # EX605

- Wheel bushing kit
- Use on Triton Deck with EX6 wheel

\$9.25 ea.



Part # P9992

- Spacer
 - Fits Exmark Laser Z 13x650x6 wheels
- Replaces *Exmark 1-633959; Scag 43583*



Part # P10017

- Spacer
 - Fits Exmark Laser Z 13x500x6 wheels
- Replaces *Exmark 1-633579*



GRASSHOPPER

Part # P12361

- Deck mount bushing
 - 1-5/8" L x 3/4" W x 1-1/4" H
- Replaces *Grasshopper 282575*



Part BB10303

- Spindle bearing
 - .9845" ID x 2.0472" OD x 19/32"
- Replaces *Grasshopper 833210*



Part # BB9160

- Pillow block bearing
 - Fits series 700
 - 1" ID x 5-1/2" L x 2-3/4" Overall Height
- Replaces *Grasshopper 122044*



GRASSHOPPER continued

Part # BB8513

- Caster Yoke Bushing
- Fits rider models 612, 616, 2144, 6144, 9044, 9048, 9052, 9061, 9244, 9252, 9261, 9372, 9272
- Oil impregnated
- 1" ID x 1-1/2" OD x 3-1/16" H x 1-1/2" Flange OD

Replaces *Grasshopper 833260*



GRAVELY

Part # P8439

- Wheel bearing kit
- Fits Gravely 45205 front caster wheel assembly
- Fits 40" and 50" mowers
- Use on our P72732 wheel assembly
- Includes P8404 roller cage bearing with retainer bushings and P8420 spanner bushing
- Overall dimensions: 1/2" ID x 1-3/8" OD x 3-21/64" L
- Use with P72705 wheel



Part # P8404

- Roller cage bearing with retainer bushings only
- Roller cage bearing dimensions: 3/4" ID x 1-1/4" OD x 2-1/2" L



Part # P9000

- Roller cage bearing only
- 3/4" ID x 1-1/4" OD x 2-1/2" L



Part # P8999

- Retainer bushing
- 3/4" ID x 1-1/2" OD



Part # P8420

- Spanner bushing
 - 1/2" ID x 3/4" OD x 3-11/32" L
- Replaces *Gravely 11950*



HUSQVARNA

Part # BR60

- Bearing set
 - Ref. No. L44643/44610 (tapered cone)
 - 1.117 ID x 2.000" OD x .590" H
- Replaces *Husqvarna 5391-26-26*

NEW!



HUSTLER

Part # P11835

- Flanged wheel bearing
- 3/4" ID x 1-3/4" OD x 1/2" H
- Replaces *Hustler 39677*



JOHN DEERE

Part # BB8707

- Spanner Bushing
- Fits 11x400x5 caster wheel
- 1/2" ID x 3/4" OD x 509/16" L
- Replaces *John Deere M84516*



Part # BB8706

- Spanner Bushing
- Fits 9x350x5 caster wheel
- 1/2" ID x 3/4" OD x 4-9/16" L
- Replaces *John Deere M91080*



SCAG

Part # BR60

- Bearing set
- Ref. No. L44643/44610 (tapered cone)
- 1.117 ID x 2.000" OD x .590" H
- Replaces *Scag 48668, 48195, 48196, 48005-04, 48005-05*

NEW!



Part # P45624

- Transmission idler pulley bearing on ST12B, 13K, 17KA, 18KH riders
- Idler bearing on SM48, SM61, SM72 decks
- .669" ID x 1.574" OD x .47" W
- Replaces *Scag 48102*



Part # P45202

- Jackshaft bearing on belt drive walk-behinds
- Neutral return bearing on zero turn models
- .625" ID x 1.374" OD x 3.43" W
- Replaces *Scag 48224*



Part # P45242

- Jackshaft bearing on belt drive walk-behind models
- Neutral return bearing on zero turn models
- .625" ID x 1.374" OD x 3.43" W
- Replaces *Scag 48224*



Part # P45220

- Heavy duty precision spindle bearing
- Top and bottom bearing on spindle assembly 6305-2RS
- 2.4375" OD x .987" ID x .670" W
- Replaces *Scag 48101-02; Bobcat 35008N; J Deere JD4467; M77534, JD9299; Exmark 303543, 303057; Ferris 1520828, 1520828S; Jacobsen 552184*



SCAG continued

Part # BR61

- Bearing
- 3/4" ID x 1-25/32" OD
- Replaces *Scag 482621*



Part # P10013

- Wheel seal
- Replaces *Scag 482622*



Part # P48320

- Flange bushing for caster arm
- 1.125" ID x 1.375" OD x .75" W x 1.765" Flange OD
- Replaces *Scag 48100-02*



Part # P45031

- Wheel bearing for Scag belt drive walk behinds
- Will not fit wheels requiring 1.984" OD
- 1.007" ID x 2.002" OD x .671" W
- Replaces *Scag 48193-01*



Part # EXM1633581

- Front wheel spacer
- Replaces *Scag 43584*



Part # P45127

- Bushing for caster support arm
- Steering shaft bushing for pivot wheel on 12, 13, 17 HP Turf Runner
- 1-1/2" OD x 1-1/8" ID x 1" Flange
- Replaces *Scag 48100-01; Encore 363007; Exmark 303044; Snapper 7-6514*



Part # P45125

- Idler arm shaft spacer
- Fits 32", 36", 40", 48", 52", 61" 72" decks
- 3/4" ID x 7/8" OD x 1/2" W



Part # P10665

- Caster yoke grease cap
- Dust cap for 1" ID bearings
- Replaces *Scag 481559; Dixie Chopper 10220*



Part # P8318

- Wheel bearing kit
- Use on our P72796 & P72707 wheel assembly
- Overall dimensions: 1/2" ID x 1-3/8" OD x 4-1/16" L
- Replaces *Scag 48006-07, 481769, 481770, 48006-06*



Part # P8994

- Roller cage bearing
- 5/8" ID x 1-3/8" OD x 3-1/4" L



Part # P8995

- Retainer bushing
- 5/8" ID x 1-3/8" OD



Part # 7262

- Spanner bushing



SCAG continued

Part # P9701

- Wheel bearing kit
- Fits Scag 481551 front caster wheel assembly
- Use on "ZERO TURN" Turf Tiger Model
- Includes P9702 roller cage bearing with retainer bushings and P9613 spanner bushing
- Overall dimensions: 21/32" ID x 1-3/8" OD x 6" L
- Use with SC481551 wheel (not pictured)



Part # P9702

- Roller cage and bushings only
- Fits Scag 481551 front caster wheel assembly
- Roller cage dimensions: 21/32" ID x 1-1/4" OD x 15/16" L
- Retainer bushing dimensions: 5/8" ID x 1-3/8" OD x 1/2" H



Part # BB11720

- Wheel bearing kit
- Fits our P9605 wheel



Part # BB9613

- Spanner bushing
 - Fits Scag Turf Tiger mowers
 - 1/2" ID x 5/8" OD x 6" L
- Replaces **Scag 43430**



TORO

Part # P8441

- Wheel bearing kit
- Fits Toro wheel 68-8970 front caster wheel assembly
- Fits our P72735 wheel assembly
- Fits Toro midsize mower 36", 37", 44", 52" & 62" cut deck
- Models 30136, 30137, 30144, 30152, 30162
- Overall dimensions: 1/2" ID x 1-3/8" OD x 3-11/32"



Part # P8440

- Roller cage bearing with retainer bushings only
- Replaces **Toro 62-5570, 62-5580**



Part # P9002

- Roller cage bearing
- 3/4" ID x 1-1/2" OD x 1-11/16" L



Part # P9003

- Retainer bushing only
- 3/4" ID x 1-3/8" OD



Part # P8420

- Spanner bushing only
- 1/2" ID x 3/4" OD x 3-11/32"



TORO continued

Part # BB8476

- Yoke bushing
 - Fits Toro midsize mowers 36", 37", 44", 52", 62" cut
 - Deck models 30136, 31037, 30144, 30152, 30162
 - 1-1/8" ID x 103/8" OD x 1" H
- Replaces **Toro 28-9290**



VELKE

Part # P8670

- Wheel bearing kit (one wheel Velky)
- Fits Velke "Silky" VKBRGKIT midsize commercial mower
- Includes P8434 spacer, P8668 roller bearing with (2) retainer bushings
- For 8867 wheel (not pictured)



Part # P8668

- Roller cage bearing with retainer bushings
- Roller cage dimensions: 25/32" ID x 1-11/32" OD x 2-45/64"
- Retainer bushing dimensions: 49/64" ID x 1-25/64" OD x 2-45/64" H



Part # P9117

- Roller cage bearing
 - 25/32" ID x 1-11/32" OD x 2-45/64" L
- Replaces **Velke VKRLBRG**



Part # P8434

- Spanner bushing
 - 1/2" ID x 47/64" OD x 4" L
- Replaces **Velke VKSPNNR**



Part # P9276

- Wheel bearing kit (2 wheel Velky)
 - Fits Velke (2) wheel mowers
 - Includes P9275 roller cage bearing, P9009 retainers and P9274 spanner bushings
 - Overall dimensions: 1" ID x 1-3/4" OD x 2-1/4" L
 - Use with 10816 wheel
- Replaces **Velke VKXGBRGKIT**



Part # P9275

- Roller cage bearing
 - 1" ID x 1-3/4" OD x 1-1/2"
- Replaces **Velke BKXRLBRG**



Part # P9274

- Spanner bushing
 - 3/4" ID x 1" OD x 2-3/4" L
- Replaces **Velke VKXRLBRG**



WALKER

Part # P8319

- Wheel bearing kit
- Fits front wheel on 36", 42", 48" and 54" "Zero Turn" machines
- Includes P8210 bearing an P8076 spacer.
- Overall dimensions:
3/8" ID x 1-3/8" OD x 3-9/16" L



Part # P8995

- Retainer bushing only
- 5/8" ID x 1-3/8" OD



Part # P8996

- Roller cage



Part # BB8210

- Wheel bearing
- Open cage roller bearing fits front wheel on 36", 42", 48" and 54" "Zero Turn" machines
- 5/8" ID x 1-3/8" OD x 3-7/16" Length

Replaces **Walker 5714-5**



Part # BB8211

- Bushing
- Fits all 36", 42", 48", 54" and 62" Zero Turn mowers
- 1" ID x 1-1/4" OD x 1-1/4" H x 1-1/2" Flange OD

Replaces **Walker 5683**



Part # BB2300

- Bearing
- Ref. No. 99502H
- .625" ID x 1.375" OD x .430 H

Replaces **Walker 5037-1**



WALKER continued

Part # BB2153

- Wheel bearing
- .620" ID x 1.381" OD x .577" H

Replaces **Walker 5037/5037-1**



Part # BB2301

- Bearing
- Ref. No. P204RR6A4362
- .750" ID x 1.781" OD x .610" H

Replaces **Walker 5265**



Part # BB2303

- Bearing
- Ref. No. P204RR6
- .750" ID x 1.781" OD x .610" H

Replaces **Walker 5265**



Part # BB2552

- Bearing with collar
- Bearing 1.0" ID x 2.046" OD x .839" H
- Collar 1.0" ID x 1.5" OD .533" H

Replaces **Walker 5270**



WRIGHT

Part # BR60

- Bearing set
- Ref. No. L44643/44610 (tapered cone)
- 1.117 ID x 2.000" OD x .590" H

Replaces **Wright # 77460002, 77460003**

NEW!



EarthWay®

EV-N-SPRED

See page 269 for product details.





BOBCAT

Part #	OE #	Size	Application
P75127	38211	1/2" x 35-11/16"	Engine to transmission on 5-speed models with 36" and 48" mowers
P75125	120899	1/2" x 36-1/4"	Engine to transmission on XM series mowers
12219	38017N	1/2" x 43.856"	Cogged wheel drive belt, 32" & 48" walkbehinds
P8808	2188128	1/2" x 63"	Fits 61" cut "O" turn models
11020	38031/38031N	5L x 52.0"	Blade to blade belt; 48" deck, older model vari-speed transmission
11010	38016/38016N	5L x 35.7"	Variable speed; 32" and 36" decks
14238	38670	5L x 82.45"	Blade drive belt; 36" deck
P75128	38389	5/8" x 56-1/8"	Deck cross drive on 36" XM series
P75131	38463/38458	5/8" x 62-3/16"	PTO engine to deck on 36" XM series mowers
P75132	38470	5/8" x 64-1/4"	Veri-deck units, 36" mulching
P75941	38439	5/8" x 69-3/8"	Blade drive belt for 48" deck on XM series gear drive models
P75072	38111/38015N	5/8" x 87"	Engine to blade for 36" old style variable speed transmission
P75940	38234	5/8" x 91-1/4"	Engine to deck belts, 36" cut, 54" mulching
P75058	38030N	5/8" x 92-5/8"	Blade drive 48"
P75207	2188134	5/8" x 101"	Engine to deck belt for 61" ZTR
P75193	128003	5/8" x 133"	Blade drive for 61" ZTR mowers
P11853	128003	5/8" x 134-1/4"	Cutter deck belt
P75130	38442	21/32" x 67-3/4"	Engine to spindle for new style 48" mower
P75180	38440	21/32" x 86-5/16"	Deck belt for new style 48" decks on hydro mowers
P75133	38528DF	1-1/8" x 51-1/4"	Double groove, wheel drive on 36" XM series mowers
P75095	38523	1-1/8" x 55"	Double groove cog belt, fits newer style model 67 series, 5-speed commercial
P75070	38249	1-1/8" x 45-3/4"	Double groove, wheel belt, 36" cut variable speed transmission
P75212	38212	1-1/8" x 53-3/4"	Double groove for wheels on 5-speed mower

BUNTON

Part #	OE #	Size	Application
12213	PLO643	1/2" x 50.75"	Blade to blade belt; 28", 36", 48" & 52" decks
12219	PLO619	5/8" x 43.856"	Wheel belt; cogged belt; 36", 48" & 52"
12211	PLO511	5/8" x 54.0"	Engine to blade; 32", 36" deck; GG Short
12217	PLO661	5/8" x 57.5"	Pump belt 450D

DIXIE CHOPPER

Part #	OE #	Size	Application
13115	30204	5L x 80.525"	Engine to deck belt, 50" deck
14214	9907B85	5L x 88.0"	Engine to deck belt
DC20256	20256	5/8" x 38"	Engine to transmission belt; 42", 50", 60" & 72"
DC63204	63204	5/8" x 44-7/8"	Engine to transmission; 72" deck
113555	68162	5/8" x 64.9"	Deck belt; 72" deck
13335	65080	5/8" x 82.85"	Engine to blade on Flatlander 50" & 60" deck
13445	68082	5/8" x 84.901"	Engine to deck belt; 50" deck

DIXIE CHOPPER continued

Part #	OE #	Size	Application
DC12751	2006B87R 2008B87W	5/8" x 87"	Engine to deck belt; Fits 72" models Raw edge, laminated, aramid cord construction
13005	30203	5/8" x 105.9"	Deck belt; 50" deck
13225	302360	5/8" x 128.729"	Deck belt; 60" deck
DC12452	2006B160R	5/8" x 162.8"	Engine to deck belt; Fits 72" models Raw edge, laminated, aramid construction
DC9907B41	9907B41	21/32" x 43-13/16"	Transmission belt; 42", 50" & 60" decks
DC68081	68081	21/32" x 83-13/16"	Engine to deck belt; 42" LX
DC9907B84	9907B84	21/32" x 86-7/8"	Engine to deck belt; 50" deck
DC9907B85	9907B85	21/32" x 87-13/16"	Engine to deck belt
DC9907B112	9907B112	21/32" x 114-13/16"	Deck belt
DC9907B130	9907B130	21/32" x 132-13/16"	Deck belt

DOLMAR

Part #	OE #	Size	Application
44962	965-300-470		Drive belt for PC6412, 6414, 7312, 7314 cut off saw

ENCORE

Part #	OE #	Size	Application
10-900	483030	5L x 88.627"	Engine to blade belt; 48" deck
16-101	483031	5/8 x 52.9"	Blade to blade belt; 48" deck
16-202	363211	2RA x 51.438"	Wheel belt

EXMARK

Part #	OE #	Size	Application
14244	603045	4L x 112.5"	Deck belt for 60" mower on Turf Tracer
EX10167	1-653332	1/2" x 37-3/4"	Blower belt; Fits 44" mowers
EX10039	1-653333	1/2" x 38-1/2"	Fits 48" mowers
P75236	653438	1/2" x 39-1/2"	Blower belt for 52"
14234	323280	1/2" x 39.64"	Engine to gearbox belt for 32", 36", 48" & 52" Metro models; Transmission belt
58311	413095	1/2" x 50-1/2"	Pump drive belt, Fits Turf Tracer HP, Turf Ranger HP
EX653416	653416	1/2" x 51-3/8"	Pump belt; 52" deck
EX1035589	103-5589	1/2" x 51-5/8"	Pump drive belt; Fits Lazer Z HP; 52" decks
EX653163	653163	1/2" x 52-1/4"	Pump belt 44" & 48" deck, Lazer Z
EX12641	103-4761	1/2" x 52-3/4"	Pump drive belt; Raw edge, cogged belt
P75667	103-4760	1/2" x 52-1/2"	Belt for hydro pump for Lazer Z with 44" and 48" decks
EX613271	613271/109-2584	1/2" x 58-11/32"	Pump belt, Turf Tracer
EX1030882	103-0882	1/2" x 70-3/4"	Pump belt
EX12426	109-3388	1/2" x 75.392"	Pump drive belt; Fits Exmark Quest and Toro Titan; Aramid cord construction, double cover, clutching-brown
14246	603576	1/2" x 101.2"	Deck drive belt; Fits Turf Tracer and Turf Ranger models
14228	103-0881	1/2" x 120.3"	Mule drive belt; Lazer HP, serial # 260,000 & up
EX523175	523175	1/2" x 134.25"	Deck belt; 60" deck
EX12425	109-5364	1/2" x 146.1"	Blade drive belt; Fits models Exmark Quest and Toro Titan; Aramid cord, construction, double cover, clutching-white
14558	323735	19/32" x 83-1/2"	Deck belt; 36" deck
58315	103-4014	19/32" x 115.5"	Mule drive belt; 60", 72" decks, Lazer Z
58312	413096	5/8" x 36-1/16"	Blade clutch belt for Turf Tracer
14240	403024	5L x 93.9"	Main belt; 48" deck
14216	403025	5L x 51.9"	Blade to blade belt; 48" deck
14212	303499	5L x 89.5"	Engine to deck belt; 48" Viking Hydro
14238	323299	5L x 82.45"	Engine to deck belt; 36" deck
14214	323300	5L x 88.0"	Deck belt; 48" deck; Metro

EXMARK continued

Part #	OE #	Size	Application
12219	303079/323051	5/8" x 43.856"	Wheel drive belt, all models 36", 36" and 48" cut
EX323344	323344	5/8" x 48-11/16"	Wheel drive belt; 32 Metro walk-behind
58313	603809	5/8" x 59"	Transmission drive belt; Turf Tracer hydro
EX323345	323345	5/8" x 80-5/8"	Blade drive belt; 32" deck
EX323734 NEW!	1-323734	5/8" x 80.95"	Engine to blade belt; Fits 32" Metro walk-behind
14218	603306	5/8" x 81.461"	Engine to deck belt; 60" deck; 52" Turf Tracer
EX323733 NEW!	1-323733	5/8" x 82.6"	Engine to blade belt; Fits 36" Metro walk-behind
14232	303080	5/8" x 88.75"	Engine to deck belt; 36" deck, Fits old style variable speed
EX323301	323301	5/8" x 93-17/32"	Blade drive belt; 52" deck
58314	403088	5/8" x 95-1/2"	Engine to deck belt; 48" & 52" decks; Viking
58316	413094	5/8" x 103-7/8"	Deck drive belt; 36" deck; Turf Ranger & HP
14226	633173	5/8" x 111.44"	Mule drive belt for Lazer Z; 52", 60", 72" serial # 369,999 & below
EX403174	403174	5/8" x 115-9/32"	Deck belt for 48" deck on Metro Gear Drive, single belt drive, above serial # 220,000
EX12783	103-6506	5/8" x 118-3/4"	Deck belt; Fits Lazer Z XS, 66" deck Raw edge, laminated, aramid cord construction
14248	633366	5/8" x 128.81"	Deck belt; 52" belt on Lazer Z liquid cooled and standard Lazer Z series
14242	413093	5/8" x 136.34"	Deck belt for 48" cut Turf Tracer, 44" Lazer Z
14141	413308	5/8" x 143-5/32"	Deck belt; 52" deck; Turf Tracer HP, 48" Lazer HP
14222	633127	5/8" x 146.17"	Deck belt; 60" deck; Laser Z
EX653368	653368	5/8" x 154"	Mule drive belt; 52" deck
EX643052	643052	5/8" x 169-29/64"	Deck belt; 72" deck; Laser Z
EX109-8070 NEW!	109-8070	5/8" x 175-7/8"	Deck belt; Next Lazer Z and Lazer Z AS, air cooled engine with 48" decks (SN 790,000 and higher)
EX1094994 NEW!	109-4994	5/8" x 186"	Deck belt; Fits models Next Lazer Z and Laza Z AS, air cooled engines with 52" decks (SN 790,000 and higher)
EX1098073 NEW!	109-8073	5/8" x 199"	Deck belt; Fits models Next Lazer Z and Lazer Z AS, air cooled engines with 60" decks (SN 790,000 and higher)
EX109-9023 NEW!	109-9023	5/8" x 219-1/4"	Deck belt; Fits models Next Lazer Z and Lazer AS, air cooled engines with 72" decks (SN 790,000 and higher)
EX403105	403105	21/32" x 55-7/16"	Blade to blade belt; 48" deck left side
10040	653368	21/32" x 154"	Deck belt for 52" deck on Lazer Z, HP series
EX1036906	103-6906	.700" x 58-1/2"	Pump drive belt, serial number 540,000 and higher; Laser Z
14250	633569	5 RIB x 57.19"	Pump Belt, 5 rib; 52" & 60"; SN > 130,000; Laser Z
EX1031297	103-1297	5 RIB x 25"	Pump drive belt
EX12799	109-7582	5 RIB x 68.8"	Pump belt; Raw edge, laminated, aramid cord construction
14224	633162	8 RIB x 58"	Pump belt; 52" and 60" decks; SN < 130,000; Laser Z
14236	323288	2RA x 48.8"	Dual wheel drive belt for 36", 48" & 25" Metro mowers
EX1036317 NEW!	1036317	HB x 38"	Fits Metro HP & Turf Tracer Blade Clutch
EX1094199 NEW!	109-4199	HB x 123"	Fits mule drive belt for diesel units
EX1095018 NEW!	1095018	HB x 158"	Fits 66" Lazer Z-XS deck drive

F.D. KEES

Part #	OE #	Size	Application
11010	363145	5L x 35.7"	Transmission belt; 32" & 36" decks
11020	483012	5L x 52.0"	Blade belt, 48" walk-behinds
12219	363144	5/8" x 43.856"	Wheel belt; Vari-speed 32", 36" 48" decks

FERRIS

Part #	OE #	Size	Application
FE22314	22314	1/2" x 65"	Transmission drive belt (takes 2)
FE21297	21297	5/8" x 118-7/8"	Deck drive belt; 61" deck
FE20824	20824	5/8" x 131-3/4"	Deck drive belt; 52" deck
FE22667	22667	5/8" x 139-1/16"	Deck drive belt; 48" deck
FE22148	22148	5/8" x 150-15/16"	Deck drive belt; 52" deck
FE22061	22061	5/8" x 175-15/16"	Deck drive belt; 61" deck
FE22439	22439	5/8" x 211-1/2"	Deck drive belt; 61" deck

GRASSHOPPER

Part #	OE #	Size	Application
GH381914	381914	1/2" x 36"	Drive belt; Fits PTO belt models 720, 721, 721D, 725; "A" section, Cog V-belt
GH382034	382034	5/8" x 60-1/2"	Hydro belt; Fits Kohler mid mount mowers; Models 218, 220, 223, 225, 227
GH382037	382037	5/8" x 64"	Drive belt; Fits 52" decks, Cog v-belt
GH382035	382035	5/8" x 65-3/4"	V Belt; Fits 61" mid mount deck; diesel engine
GH382086	382086	5/8" x 110-1/2"	Mule drive belt; Fits 482D diesel
GH382080	382080	5/8" x 112-1/2"	Deck belt; Fits M148 (200D and earlier)
GH382082	382082	5/8" x 120-1/2"	Deck belt; Fits M152 deck
GH382084	382084	5/8" x 135-1/2"	Deck belt; Fits 3452 and 9852
GH382085	382085	5/8" x 137-1/2"	Mule drive belt; Fits 61" mid mount deck, diesel engine
GH382090	382090	5/8" x 141"	Deck belt; Fits 3461 and 9861
GH382095	382095	5/8" x 147-1/2"	Mule drive belt; Fits 61" mid-mount deck, diesel engine
GH382110	382110	5/8" x 150"	Mule drive belt; Fits 322 D diesel
GH382111	382111	5/8" x 151-1/2"	Mule drive belt; Fits 329 models
GH382097	382097	5/8" x 153-1/2"	Fits 428 diesel
GH382098	382098	5/8" x 158"	Deck belt; Fits M172 deck and Mule Drive Belt 321D and 325 models
GH382099	382099	5/8" x 163"	Mule drive belt; Fits 428D diesel

GREAT DANE

Part #	OE #	Size	Application
GDD18303	D18303	1/2" x 68-3/4"	Belt for hydro pump on Super Surfer
GDD28030	D28030	1/2" x 76-1/4"	Pump drive belt; Fits Chariot
GDD18006	D18006	5/8" x 56"	Deck belt; Fits Surfer 52" deck
GDD18087	D18087	5/8" x 77-5/8"	Blade drive belt; 48" deck
GDD18005	D18005	5/8" x 82"	Blade drive belt; 52" deck
GDD18007	D18007	5/8" x 88-1/2"	Blade drive belt; 61" deck
GDD18348	D18348	5/8" x 108"	Engine to deck belt; Fits Super Surfer 48" decks
GDD28029	D28029	5/8" x 108-1/2"	Deck belt; Fits Chariot 52" and 61" decks
GDD28031	D28031	5/8" x 120-1/2"	Deck belt; Fits Chariot 52" decks
GCC28028	D28028	5/8" x 136"	Deck belt; Fits Chariot 61" decks
GDD18548	D18548	11/16" x 108"	Engine drive blade belt; 48" deck

HUSQVARNA

Part #	OE #	Size	Application
95611	506 07 05-20	3/8" x 34-1/2"	Fits 371K cut off saw

HUSTLER

Part #	OE #	Size	Application
HU12688	788711	1/2" x 47.382"	Pump belt; Fits Tristar walkbehind mowers; Aramid cord construction
HU12693	788737	1/2" x 50.125"	Deck belt; Fits Tristar 36" walkbehind mowers; Aramid cord construction
HU786533	786533	1/2" x 57-3/8"	Hydro pump belt
HU781443	781443	1/2" x 62-1/4"	Hydro pump belt on Super Z
H788794	788794	1/2" x 64"	Hydro pump belt; Fits Mini Z 36" & 42"
HU12694	797514	1/2" x 66.378"	Deck drive belt; Fits Tristar 36" deck drive walk behind; Aramid cord construction
HU784231	784231	1/2" x 73-3/4"	Hydro pump belt
H600726	600726	1/2" x 114.3"	Deck belt; H
H793828	793828	1/2" x 116"	Hydro pump belt; Fits 36" deck, Mini Fastrack models
H793893	793893	1/2" x 127.3"	Hydro pump belt; Fits 42" deck, Mini Fastrack models
H600735	600735	1/2" x 132"	Deck belt; Fits 42" Mini Z model 928200
P75758	793836	5/8" x 63"	Hydraulic belt; FasTrak 36", 42"

HUSTLER continued

Part #	OE #	Size	Application
HU12695	788729	5/8" x 65.08"	Deck drive belt; Fits Tristar 48" deck drive walkbehind mower; Aramid cord construction
P75753	600979	5/8" x 70-53/64"	Hydraulic belt; FasTrak 48", 54"
H788745	788745	5/8" x 86.306"	Hydro pump belt; Fits 48" deck Trimstar Hydro walk-behind models
P75757	793828	5/8" x 116"	Deck belt; FasTrak 36"
P75759	793893	5/8" x 127-1/8"	Deck belt; FASTERAK 42"
HU784322	784322	5/8" x 138-1/4"	Deck belt; 44" deck
HU784249	784249	5/8" x 145-3/8"	Deck belt; 52" deck Hustler FASTERAK
HU786491	786491	5/8" x 140"	Deck belt; 44" & 48" decks
P75756	791335	5/8" x 143"	Deck belt; FASTERAK 48" Mini Z, 44" Super Mini Z
HU486483	486483	5/8" x 148-1/2"	Deck belt; 52" deck
P75755	789388	5/8" x 151-13/64"	Deck belt; FASTERAK Mini Z 52"
H797928	797928	5/8" x 160.2"	Deck belt
HU782292	782292	5/8" x 165.5"	Deck belt; 52" deck Super Z
H797720	797720	5/8" x 176.79"	Deck belt; ATZ, XR7 and SUPER XR7 with 60" deck
HU781310	781310	5/8 x 180"	Deck belt; 60" deck Super Z
H797936	797936	5/8" x 184.79"	Deck belt
HU784207	784207	5/8" x 195"	Deck belt; 72" deck
HU12690	601015	5/8" x 204.5"	Deck belt; Fits rear discharge Z and Super Z, 54" decks; Aramid cord construction
HU12691	12691	5/8" x 213.5"	Fits rear discharge Z and Super Z; 60" decks; Aramid cord construction
HU12692	797167	5/8" x 228.71"	Fits rear discharge Super Z only; Aramid cord construction

JOHN DEERE

Part #	OE #	Size	Application
P75971	M77167	3/8" x 33-7/8"	Drive belt for JX-75; 21" walkbehind mowers
P75918	GC00081	3/8" x 34-3/4"	Drive belt, transmission drive for new GX series mowers
P75976	GC00073	3/8" x 39-1/16"	Drive belt for JS-61; 21" walkbehind mower
P75223	PT8676	1/2" x 50"	Blade to blade; Fits 28", 36", 48" decks
P75974	M88184	1/2" x 59-3/4"	Transmission drive belt for 108, 111, 112L, 116, STX30, STX38 lawn tractors
P75972	M112006	1/2" x 62-1/2"	Mower drive belt; Fits GX70, GX75, GX85, GX95, RX63, RX73, RX75, RX95, SX75, SX85, SX95 riding mowers
P75300	M143019/M118694	1/2" x 63-1/8"	PTO drive LX garden tractors; 48" - 54" decks
P75248	M82462	1/2" x 65-3/4"	Mower secondary drive sheave belt for 111, 111H, 112L, 160, 165, 175, 180, 185 series; Blade to blade on LX172, LX176, LX176, LX178, LX186, LX188, STX3
P75703	M122106	1/2" x 70-5/8"	V belt for primary drive on GS25, GS45, GS75 walkbehinds
P75360	M84075	1/2" x 79"	Transmission drive belt for 11H, 12L, 116H, 165, 175 and 185 models
P75973	M47765	1/2" x 84"	Drive belt primary drive for 47" deck on 200 series tractors
P75979	GX20006	1/2" x 88-5/8"	Drive belt; transmission; for L-110 and L-120 series lawn tractors
P75806	GX22036	1/2" x 90"	Traction drive L100 and L130
P75807	M152284	1/2" x 91-1/4"	Traction drive X300 series
P78978	GX20241	1/2" x 91-7/8"	Drive belt, transmission drive for L-100 series lawn tractor
P75298	M125218	1/2" x 96"	Mower deck belt of 38" black mower deck on model STX38 ser. # 210001 up
P75246	M110978	1/2" x 102-1/4"	Hydro drive belt for LX176, LX178, LX186, LX188
P75975	M41960	1/2" x 102-1/4"	Deck belt for 47" deck on 200 series tractors
P75919	GX20072	1/2" x 103-3/4"	Drive belt; transmission drive for new L series mowers
P75672	M74747	1/2" x 104-5/8"	Motion drive belt on STX38
P75299	M126536	1/2" x 114-1/2"	Drive belt, mower deck for models LT133, LT155, LT166, LT155, LT166
P75247	M119539	1/2" x 136-5/8"	Mower drive belt for STX38 and STX48 lawn tractor
P75992	GX20305	1/2" x 138-7/8"	Deck drive belt for 48" cut; new L series mowers
P75800	GX21833	1/2" x 140-1/4"	PTO drive 145 and 155C models
P75804	M155525	1/2" x 140-3/4"	Deck drive X300 series, 38" deck without tension handle
P75802	M154601	1/2" x 141-1/2"	Deck drive X300 series, 38" deck with tension handle
P75297	M123281	1/2" x 142-3/4"	Drive belt, mower deck for model LT166 with 38" and 46" deck
P75803	M154621	1/2" x 144-1/4"	Deck drive X300 and X304
12219	PT8675	5/8" x 43.856"	Wheel belt; 32"-61" decks, cogged
P75708	M12907	5/8" x 50-1/2"	Cogged V belt for drive on GS25, GS30, GS45, GS75 walkbehinds

JOHN DEERE continued

Part #	OE #	Size	Application
P75222	PT12668	5/8" x 53-3/4"	Engine to blade; fits 32" and 36" mowers
12211	PT12668	5/8" x 54.0"	Engine to blade; 32" & 36" deck
P75295	M110313	5/8" x 110-3/4"	Secondary mower belt for 48" deck on models 240, 245, 260, 265, 285, 320, 325, 345, LX186, LX188, LX255, LX277, LX279, LX278 lawn and garden tractors
JDTCU16907	TCU16907	5/8" x 115-1/4"	PTO belt; Fits 737 and 757 (serial numbers 030001 and above)
P13195	TCU13195	5/8" x 116-1/2"	Deck belt, Fits models 737 and 757, serial numbers 03000 and lower
P75984	M118685	5/8" x 120"	Mower deck for 54" deck on G-100 tractor and Scotts model S2554
P75296	M11534	5/8" x 130-1/2"	Deck belt for 54" deck on model F710, F725, F735
JDTCU13196	TCU13196	5/8" x 131-1/2"	Deck belt; Fits 737 and 757 with 54" decks
P13198	TCU13198	5/8" x 141-3/8"	Deck belt, Fits models 737, 757, 777 and 797 with 60" decks
P18602	TCU18602	5/8" x 148-1/4"	Deck belt, Fits model Z-trak 667A
JDTCU21054	TCU21054	5/8" x 150"	Deck belt; Fits 1445, 1545 and 1565 (serial numbers 060000 and higher) with 60" decks
JD16092	TCU16092	5/8" x 150-1/4"	Drive belt; Fits 717 front mount mowers; Z-traks with 48" decks
P75801	M153160	5/8" x 153-3/4"	Deck drive X300 series, 42" mulching decks
JD16093	TCU16093	5/8" x 157-1/4"	Drive belt; Fits 727 mini frame Z-traks with 54" decks
P75799	GX21395	5/8" x 159-1/4"	Traction drive G110 series
P75707	M122107	1" x 50-3/8"	Synchronous timing belt; secondary drive on GS25, GS30, GS45, GS75 walkbehinds

KUBOTA

Part #	OE #	Size	Application
KU15011 NEW!	K5351-34710	1-1/4" x 113-1/8"	Deck spindle drive belt 2A banded; For 54 cut models B2320, B2620, B2920 with RCK54-29B, models B7400, B7500, B7510, B7610 with RCK54-75B, model BX1500 with RCK54-15BX DECK, models BX1800, BX1800, BX1830, BX22, BX2200, BX2200, BX23LB-B, BX23LB-T with RCK54-22BX deck, BX1850, BX1860, BX2350, BX2360, BX24, BX25, BX2660, with RCK54-23BX, model ZD321 with RCK54-321A deck
KU15012 NEW!	K5647-34710	1-1/2" x 111-1/4"	PTO belt; For GT2542, 2008 and before, GT2186-44, GT2186-48, GT2521-48, GT2544, LT2042, LT2138, LT2180 with 42" deck

LESCO

Part #	OE #	Size	Application
16508		1/2" x 39.50"	Transmission belt
12211	050480	5/8" x 53-3/4"	RH Spindle blade to blade belt
16304	050441	5/8" x 81.461"	Engine to deck belt for 36" deck
16202	700151	2RA x 51.438"	Wheel belt

MAKITA

Part #	OE #	Size	Application
44962	96530470		Fits DPC6200, 6201, 6400, 6401, 6411, 7300, 7310, 7311 cutoff saws

PARTNER

Part #	OE #	Size	Application
155465	506 27 67-41		Fits K650 Active cut-off saw
155465-1	506 02 92-01		Fits K650 Active cut-off saw - belt cover
155466	506 37 27-06		Fits K650 MK3 Active cut-off saw
65912	506 07 05-03	3/8" x 34-1/8" L	Fits K950 Active cut-off saw with 12" or 14" blade
95613	506 07 05-04	3/8" x 36-1/2"	Fits K950 Active cut-off saw with 16" blade
PS1250	506 07 05-07	3/8" x 39-5/8"	Fits model K1250 Active cut-off saw
PA750	506 29 67-02	.550" x 32"	Fits model K750 cut-off saw, multi-ribbed

SCAG

Part #	OE #	Size	Application
16987	4814991	4L x 34"	RH Transmission - All STR models
16988	481498	4L x 41-3/4"	LH Transmission - All STR models
SC481461	481461	4L x 60.86"	Pump belt, Turf Tiger 52" & 61" cut
16-508	48203	1/2" x 9.5"	Engine to gearbox belt; Transmission, 36", 48", 52" & 61" walk-behind
SC482009	482009	1/2" x 52"	Transmission drive; 40", 48" & 52" deck
16057	48587	1/2" x 57"	Pump drive belt; 36", 48", 52" and 61" decks
P75715	481749	1/2" x 59"	V-belt for pump drive on Turf Tigers
SC482171	482171	1/2" x 60"	Pump drive belt; 52" & 61" decks
16007	48760	1/2" x 62.0"	Pump belt; ZTR, SMZ & SSZ
SC482716	482716	1/2" x 61-5/8"	Transmission belt; Models STC & STWC
SC482278	482278	1/2" x 69"	Grass Catcher; Fits Tiger Cub
SC482379	482379	1/2" x 73"	Grass Catcher; Fits Turf Tiger
SC482641	482641	1/2" x 79-13/16"	Pump drive belt
P75647	483314	1/2" x 80-61/64"	Hydraulic belt; Freedom Z48, Freedom Z52
SC482281	482281	1/2" x 143"	Deck belt; 52" riders
16011	481558	5L x 139.95"	Main belt; 61" deck, Turf Tiger
16983	481557	5L x 123.95"	Blade to blade belt; 52" deck, Turf Tiger
81460	481460	5/8" x 43"	Deck drive belt, Turf Tiger, 52" & 61" cut
P75642	483239	5/8" x 50-13/64"	Deck belt, cogged; Tiger Cub 48V
P75626	482091	5/8" x 52-3/4"	Deck belt, Tiger Cub 40
SC48087	48087	5/8" x 52.9"	Blade to blade belt; 48" and 52" deck
P75643	483240	5/8" x 54-11/16"	Deck belt; cogged, Wildcat 52A, Tiger Cub 52V
SC48285	48285	5/8" x 56"	Blade to blade belt; 52" deck
P75637	483157	5/8" x 62-13/64"	Deck belt, Wildcat 61A, 61V, Tiger Cub 61V
SC48265	48265	5/8" x 63"	Blade to blade belt; 61" deck
P75641	483172	5/8" x 65-13/16"	Hydraulic belt, cogged, Wildcat 52A, 61A, 52V, 61V; Tiger Cub 48V, 52V, 61V
SC48278	48278	5/8" x 78"	Engine to blade; 32" deck
P12085	483165	5/8" x 80"	Pump drive belt; Fits Turf Tiger, Cogged
16304	48204	5/8" x 81.461"	Blade to blade belt; 36" deck
SC48207	48207	5/8" x 86-1/8"	Blade drive belt; 48" & 61" decks
SC48089	48089	5/8" x 89-3/4"	Deck drive belt; 48" deck, Model SW, SWZ, Midsize 48"
SC48286	48286	5/8" x 93"	Engine to blade belt; 52" deck, Model SW, SWM, SWZ
16406	48264	5/8" x 100.841"	Engine to deck belt; 61" deck
SC48088	48088	5/8" x 103"	Engine to deck belt; 61" deck
P75625	482090	5/8" x 106-3/4"	Deck drive belt, Tiger Cub 40
68002	48912	5/8" x 117"	Main engine belt; For 20 & 22 HP Kohler engines
P75644	483241	5/8" x 117-1/4"	Deck drive belt; Tiger Cub 48V, STC, SMTC
16603	48752	5/8" x 120.4"	Engine to deck; 61" deck, SN > 60,000
68005	482281	5/8" x 121"	Deck belt, 52" deck
P75645	483242	5/8" x 125-1/2"	Deck belt; Wildcat 52A; Tiger Cub 52V
68001	481001	5/8" x 128"	Right hand blade belt
P75634	483001	5/8" x 132-1/2"	Deck belt
16801	48996	5/8" x 135.5"	Engine to deck; 61" deck, SN < 60,000, SMZ, SSZ
P75646	483243	5/8" x 135-1/2"	Deck drive, Wildcat 61A, 61V, Tiger Cub 61V, Model SMWC, STWC
P75648	483325	5/8" x 140-3/4"	Deck belt; Freedom Z 48
P75649	483326	5/8" x 148-1/4"	Deck belt; Freedom Z 52
68004	482530	5/8" x 154-7/8"	Deck belt, 52" deck, Tiger Cub, SMTC
SC81980	481980	5/8" x 161-3/4"	Blade drive belt; 72" deck, SMST
P75631	482652	5/8" x 175-29/32"	Deck belt, Fits Tiger Cub and Wildcat with 61" decks
68003	48553	21/64" x 5-1/2"	Pump drive belt; 36" & 48", Model SWZ
SC48587	48587	17/32" x 57"	Pump drive belt; Hydro 36", 48", 52", 61" cut
75215	481460	11/16" x 43"	Deck drive belt; 52" & 61" cut, Turf Tiger
SC48799	48799	11/16" x 115"	Blade drive belt
SC482138	482138	21/32" x 50"	Deck drive belt; 48" RH deck
SC482140	482140	21/32" x 55"	Deck drive belt; 52" RH deck
SC482137	482137	21/32" x 116-3/4"	Deck drive belt; 48" deck
SC482139	482139	21/32" x 120"	Deck drive belt; 52" deck, Turf Tiger
SC481001	481001	21/32" x 128-13/32"	Blade drive belt; 52" deck
SC482529	482529	21/32" x 148"	Deck belt; 48" deck, Tiger Cub, SMTC
P12069	483239	43/64" x 50"	Deck drive belt; Fits SMTC48V; STC, cogged

SCAG continued

Part #	OE #	Size	Application
P12070	483240	43/64" x 54-1/2"	Deck drive belt; Fits SMWC52V, STWC, STC, cogged
P12067	483157	43/64" x 65"	Pump drive belt; Fits STC, STWC, SMWC, cogged
P12068	483172	43/64" x 65-5/8"	Pump drive belt; Fits STC, SMTC, SMWC, STWC, cogged
16709	48084	HBB x 134.25"	Blade to blade belt; 6-sided
16202	48202	2RA x 51.438"	Wheel drive belt
12249	482876		Pump drive belt, Turf Tiger

STIHL

Part #	OE #	Size	Application
95615	9490-000-7851	3/8" x 34-1/8"	Fits TS400 cut-off saws, Type 3, cogged
ST9490 NEW!	9490 000 7900	7/16" x 31.5"	Drive belt; Fits Stihl model TS420 Cutquick saws
95617	9490-000-7850		Fits TS360 cut-off saws
95614	9490-000-7892		Drive belt fits TS510 cut-off saw
95690	9490-000-7920		Drive belt fits TS700 cut-off saw
95616	94900-000-7895		Drive belt fits TS760 cut-off saw
95691	9490-000-7915		Drive belt fits TS800 cut-off saw

TORO

Part #	OE #	Size	Application
16508	26-9670	1/2" x 39.5"	Transmission belt
TO1106953 NEW!	110-6953	1/2" x 53-1/4"	Deck belt; Fits 2007-2009 commercial walk behinds with 36" Turbo Force decks
17991	27-1160	1/2" x 103.5"	Drive belt; Double V belt; Fits model ZTR mowers, gear drive, series 2, 3, 4 & 5; 44" and 52" cut decks
T446260	44-6260	1/2" x 123.5"	Deck belt; Double V belt; Fits Groundsmaster 62
TO1106892 NEW!	110-6892	1/2" x 140.1"	Fits Timecutter Z5000-Z5040
T570240	57-0240	1/2" x 146.5"	Deck belt; Fits models Z Master and commercial liquid cooled; Groundsmaster 72" cut decks
17993	54-2750	5L x 70.125"	Engine to deck belt
TO1106954 NEW!	110-6954	5/8" x 88"	Deck belt; Fits 2007-2009 commercial walk behinds with 36" Turbo Force decks
TO1050886 NEW!	105-0886	5/8" x 89"	Deck belt; Fits 2011 mid-size Proline and 2008-2009 commercial walk-behinds
T696220	69-6220/93-8457	5/8" x 137-5/8"	Main drive belt; Double V; Fits models Groundsmaster 72" decks & 580D
T994647	99-4647	5/8" x 142"	Engine to deck belt; Fits model Z Master; 62" cut decks
T994627	99-4627	5/8" x 147-1/4"	Engine to deck belt; Fits model Z Master; 72" decks
T993904	99-3904	5/8" x 158.5"	Blade belt; Fits model Z Master; 52" decks
TO1067369	106-7369	5/8" x 176"	Deck belt; Fits models Z400, Z441, Z449, Z450 and Z453 with 48" and 52" decks
TO1057790 NEW!	105-7790	5/8" x 242"	Fits Z500, Z550, Z557, Z558 and Z560 with 52" Turbo Force decks; Z580, Z589 and Z595 with 72" Turbo Force decks; and Z500 and Z528, 52" 7 gauge decks
P265078	105-8783	5/8" x 242"	Fits models Z Master Z500, Z528, Z553, Z555, Z557, Z558, Z560, Z587zzl, Z588E with 60" decks
TO12730	106-7350	5/8" x 264"	Engine PTO to Deck belt; Fits model Z500 Z-Master 72" deck; Wrapped molded; aramid construction, double cover, wrapped
TO633749 NEW!	1-633749	.687" x 57.19"	Accessory drive pump belt; use on Z-master
17892	51-4290	2RA x 50.44"	Wheel drive belt
17791	27-1160	HAA x 103.65"	Deck belt
TO1105004 NEW!	110-5004	1" x 56"	Wheel Drive belt; Fits 2007-2009 commercial walk behinds
T539660	53-9660/106-4383	1-1/8" x 43.5"	Drive belt; Fits model Groundsmaster; 72" decks

WALKER

Part #	OE #	Size	Application
W7234	7234	3/8" x 28"	Blower belt; Fits model T blower, cogged
W6231	6231	3/8" x 35-1/2"	PTO belt; Fits hydros after 1996
W6250	6250	3/8" x 37-1/2"	PTO drive belt, cogged
W7235	7235	1/2" x 47.08"	Ground drive belt; Fits Hydro Pro model T; V-belt; double cogged

WALKER

Part #	OE #	Size	Application
W72341	7234-1	9/16" x 28-17/32"	Blower belt; Fits new style blowers
W7248	7248	9/16" x 47"	Ground drive belt; Fits hydros after 1996
W7230	7230	1-1/4" x 38"	PTO triple belt; Fits diesel units
W8230	8230	1-1/4" x 40-7/16"	PTO drive belt; Triple belt fits T models

WRIGHT STANDER

Part #	OE #	Size	Application
WS71460033	71460033	1/2" x 53"	Fits Stander with 48", 52" and 61" decks
WS71460066	71460066	1/2" x 55-1/2"	Pump drive belt; Fits Rapid-Hite and Sentar Sport
WS71460010	71460010	5/8" x 53-1/2"	Deck belt; Fits Stander with 48" deck
WS71460070	71460070	5/8" x 52-3/8"	Deck belt; Fits Stander, Rapid-Hite and Sentar Sport with 48" decks
WS71460002	71460002	5/8" x 54-15/16"	Deck belt; Fits Stander with 52" deck
WS71460065	71460065	5/8" x 57-3/8"	Deck belt; Fits Stander ZK, Rapid-Hite and Sentar Sport with 52" decks
WS71460012	71460012	5/8" x 60-15/16"	Deck belt; Fits Stander with 61" deck
WS71460067	71460067	5/8" x 66-3/8"	Deck belt; Fits Stander ZK with 61" decks
WS71460063	71460063	5/8" x 70-1/2"	Deck belt; Fits Stander 32" decks, Stander RH and Sentar Sport 36" and 48" deck
18902	71460011	5/8" x 73.9"	Engine to deck belt; Fits Stander with 48" deck
WS71460062	71460062	5/8" x 75-3/8"	Fits Stander 36" decks, Stander RH and Sentar Sport 52" decks
WS71460074	71460074	5/8" x 76-1/4"	Engine to deck belt; Fits Stander with 48" decks
18901	71460003	5/8" x 79.9"	Engine to deck belt; Fits Stander with 52" deck
WS71460013	71460013	5/8" x 87.9"	Deck belt; Fits Stander 48" deck, Stander 61" deck (engine to deck) and Stander RH (Rapid/Hite)/Sentar Sport 42" deck
WS71460119	71460119	5/8" x 92-1/2"	Engine to deck belt; Fits Stander ZK with 52" decks
WS71460040	71460040	5/8" x 102-1/2"	Fits Stander ZK 61" decks
WS71460118	71460118	1" x 58-1/2"	Drive belt; Fits Stander ZK

YAZOO/KEES/HUSQVARNA

Part #	OE #	Size	Application
HU539103241	539-103241 (H) 103241 (Y/K)	1/2" x 59-15/16"	Pump belt; Fits 48" zero turn riders
HU104335	539-104435 (H) 104335 (Y/K)	5/8" x 163-1/2"	Deck belt; Fits Y/K 52" Max 2 series zero turn; Husqvarna XP large frame mowers
HU104336	539-104336 (H) 104336 (Y/K) 105477 (Y/K)	5/8" x 183-3/8"	Deck belt; Fits Y/K 61" Max 2 series zero turn; Husqvarna XP large frame Y/K 72" Max 2 series zero turn; Husqvarna large frame mowers
HU103687	539-103687 (H)	5/8" x 152.1"	Deck belt; Fits 48" zero turn riders
HU205505	205-505 (Yazoo)	AA x 80-1/8"	Engine to blade belt; Fits 30" Red Rider rear engine rider

Part #	Width	Length	Page
68003	21/64	5-1/4	52
W7234	3/8	28	53
P75971	3/8	33-7/8	50
95611	3/8	34-1/2	49
95615	3/8	34-1/8	53
65912	3/8	34-1/8L	51
P75918	3/8	34-3/4	50
W6231	3/8	35-1/2	53
95613	3/8	36-1/2	51
W6250	3/8	37-1/2	53
P75976	3/8	39-1/16	50
PS1250	3/8	39-5/8	51
ST9490	7/16	31.5	53
16-508	1/2	9.5	52
GH381914	1/2	36	49
16508	1/2	39.5	53
14234	1/2	39 16/25	47
12219	1/2	43.9	46
W7235	1/2	47.08	53
HU12688	1/2	47.382	49
P75223	1/2	50	50
HU12693	1/2	50.125	49
12213	1/2	50.75	46
SC482009	1/2	52	52
WS71460033	1/2	53	54
16057	1/2	57	52
P75715	1/2	59	52
SC482171	1/2	60	52
16007	1/2	62	52
P8808	1/2	63	46
H78894	1/2	64	49
FE22314	1/2	65	48
HU12694	1/2	66.378	49
SC482278	1/2	69	52
SC482379	1/2	73	52
EX12426	1/2	75.392	47
P75360	1/2	79	50
P75973	1/2	84	50
P75806	1/2	90	50
P75298	1/2	96	50
14246	1/2	101.2	47
17991	1/2	103.5	53
H600726	1/2	114 3/10	49
H793828	1/2	116	49
14228	1/2	120.3	47
T446260	1/2	123.5	53
H793893	1/2	127.3	49
H600735	1/2	132	49
EX523175	1/2	134.25	47
TO1106892	1/2	140.1	53
SC482281	1/2	143	52
EX12425	1/2	146.1	47
T570240	1/2	146.5	53
P75246	1/2	102-1/4	50
P75975	1/2	102-1/4	50
P75919	1/2	103-1/4	50
P75672	1/2	104-5/8	50
P75299	1/2	114-1/2	50
P75247	1/2	136-5/8	50
P75992	1/2	138-7/8	50
P75800	1/2	140-1/4	50
P75804	1/2	140-3/4	50

Part #	Width	Length	Page
P75802	1/2	141-1/2	50
P75297	1/2	142-3/4	50
P75803	1/2	144-1/4	50
P75127	1/2	35-11/16	46
P75125	1/2	36-1/4	46
EX10167	1/2	37-3/4	47
EX10039	1/2	38-1/2	47
P75236	1/2	39-1/2	47
EX653416	1/2	51-3/8	47
EX1035589	1/2	51-5/8	47
P75667	1/2	52-1/2	47
EX653163	1/2	52-1/4	47
EX12641	1/2	52-3/4	47
TO1106953	1/2	53-1/4	53
WS71460066	1/2	55-1/2	54
HU786533	1/2	57-3/8	49
EX613271	1/2	58-11/32	47
58311	1/2	59-1/2	47
HU539103241	1/2	59-15/16	54
P75974	1/2	59-3/4	50
SC482716	1/2	61-5/8	52
P75972	1/2	62-1/2	50
HU781443	1/2	62-1/4	49
P75300	1/2	63-1/8	50
P75248	1/2	65-3/4	50
GDD18303	1/2	68-3/4	49
EX1030882	1/2	70-3/4	47
P75703	1/2	70-5/8	50
HU784231	1/2	73-3/4	49
GDD28030	1/2	76-1/4	49
SC482641	1/2	79-13/16	52
P75647	1/2	80-61/64	52
P75979	1/2	88-5/8	50
P75807	1/2	91-1/4	50
P78978	1/2	91-7/8	50
PA750	.550	32	51
SC48587	17/32	57	52
W7248	9/16	47	54
W7234	9/16	28-17/32	54
58315	19/32	115.5	47
14558	19/32	83-1/2	47
DC20256	5/8	38	46
81460	5/8	43	52
12219	5/8	43.856	46
16-101	5/8	52.9	47
SC48087	5/8	52.9	52
12211	5/8	54	46
GDD18006	5/8	56	49
SC48285	5/8	56	52
12217	5/8	57.5	46
58313	5/8	59	48
P75758	5/8	63	49
SC48265	5/8	63	52
GH382037	5/8	64	49
113555	5/8	64.9	46
HU12695	5/8	65.08	50
18902	5/8	73.9	54
SC48278	5/8	78	52
18901	5/8	79.9	54
P12085	5/8	80	52
EX323733	5/8	80.95	48
14218	5/8	81.461	48

Belts by Length



Part #	Width	Length	Page
16304	5/8	81.461	52
GDD18005	5/8	82	49
EX323733	5/8	82.6	48
13335	5/8	82.85	46
13445	5/8	84.901	46
H788745	5/8	86.306	50
P75072	5/8	87	46
DC12751	5/8	87	47
WS71460013	5/8	87.9	54
TO1106954	5/8	88	53
14232	5/8	88.75	48
TO1050886	5/8	89	53
SC48286	5/8	93	52
16406	5/8	100.841	52
P75207	5/8	101	46
SC48088	5/8	103	52
13005	5/8	105.9	47
GDD18348	5/8	108	49
14226	5/8	111.44	48
P75757	5/8	116	50
68002	5/8	117	52
P75984	5/8	120	51
16603	5/8	120.4	52
68005	5/8	121	52
68001	5/8	128	52
13225	5/8	128.729	47
14248	5/8	128.81	48
P75193	5/8	133	46
16801	5/8	135.5	52
GCC28028	5/8	136	49
14242	5/8	136.34	48
HU786491	5/8	140	50
GH382090	5/8	141	49
T994647	5/8	142	53
P75756	5/8	143	50
14222	5/8	146.17	48
GH382110	5/8	150	49
JDTCU21054	5/8	150	51
HU103687	5/8	152.1	54
EX653368	5/8	154	48
GH382098	5/8	158	49
T993904	5/8	158.5	53
H797928	5/8	160.2	50
DC12452	5/8	162.8	47
GH382099	5/8	163	49
HU782292	5/8	165.5	50
TO1067369	5/8	176	53
H797720	5/8	176.79	50
HU781310	5/8	180	50
H797936	5/8	184.79	50
EX1094994	5/8	186	48
HU784207	5/8	195	50
EX1098073	5/8	199	48
HU12690	5/8	204.5	50
HU12691	5/8	213.5	50
HU12692	5/8	228 49/69	50
TO1057790	5/8	242	53
P265078	5/8	242	53
TO12730	5/8	264	53
WS71460040	5/8	102-1/2	54
58316	5/8	103-7/8	48
P75625	5/8	106-3/4	52

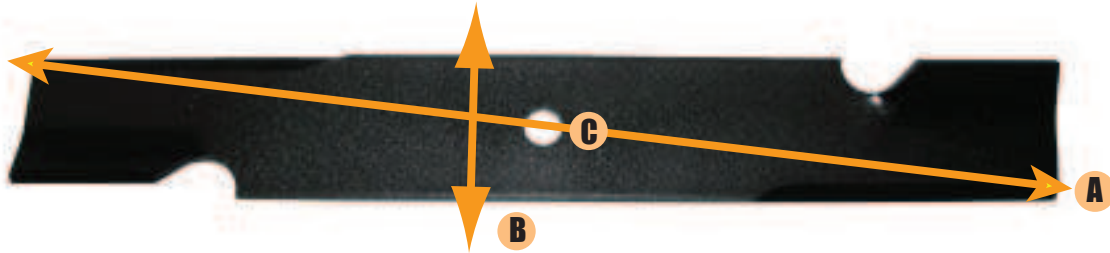
Part #	Width	Length	Page
GDD28029	5/8	108-1/2	49
GH382086	5/8	110-1/2	49
P75295	5/8	110-3/4	51
GH382080	5/8	112-1/2	49
JDTCU16907	5/8	115-1/4	51
EX403174	5/8	115-9/32	48
P13195	5/8	116-1/2	51
P75644	5/8	117-1/4	52
EX12783	5/8	118-3/4	48
FE21297	5/8	118-7/8	48
GH382082	5/8	120-1/2	49
GDD28031	5/8	120-1/2	49
P75645	5/8	125-1/2	52
P75759	5/8	127-1/8	50
P75296	5/8	130-1/2	51
JDTCU13196	5/8	131-1/2	51
FE20824	5/8	131-3/4	48
P75634	5/8	132-1/2	52
P11853	5/8	134-1/4	46
GH382084	5/8	135-1/2	49
P75646	5/8	135-1/2	52
GH382085	5/8	137-1/2	49
T696220	5/8	137-5/8	53
HU784322	5/8	138-1/4	50
FE22667	5/8	139-1/16	48
P75648	5/8	140-3/4	52
P13198	5/8	141-3/8	51
14141	5/8	143-5/32	48
HU784249	5/8	145-3/8	50
GH382095	5/8	147-1/2	49
T994627	5/8	147-1/4	53
HU486483	5/8	148-1/2	50
P75649	5/8	148-1/4	52
P18602	5/8	148-1/4	51
JD16092	5/8	150-1/4	51
FE22148	5/8	150-15/16	48
GH382111	5/8	151-1/2	49
P75755	5/8	151-13/64	50
GH382097	5/8	153-1/2	49
P75801	5/8	153-3/4	51
68004	5/8	154-7/8	52
JD16093	5/8	157-1/4	51
P75799	5/8	159-1/4	51
SC81980	5/8	161-3/4	52
HU104335	5/8	163-1/2	54
EX643052	5/8	169-29/64	48
P75631	5/8	175-29/32	52
FE22061	5/8	175-5/16	48
EX109-8070	5/8	175-7/8	48
HU104336	5/8	183-3/8	54
FE22439	5/8	211-1/2	48
EX109-9023	5/8	219-1/4	48
58312	5/8	36-1/16	47
DC63204	5/8	44-7/8	46
EX323344	5/8	48-11/16	48
P75708	5/8	50-1/2	50
P75642	5/8	50-13/64	52
P75626	5/8	52-3/4	52
WS71460070	5/8	52-3/8	54
WS71460010	5/8	53-1/2	54
P75222	5/8	53-3/4	51
12211	5/8	53-3/4	51

Part #	Width	Length	Page
P75643	5/8	54-11/16	52
WS71460002	5/8	54-15/16	54
P75128	5/8	56-1/8	46
WS71460065	5/8	57-3/8	54
GH382034	5/8	60-1/2	49
WS71460012	5/8	60-15/16	54
P75637	5/8	62-13/64	52
P75131	5/8	62-3/16	46
P75132	5/8	64-1/4	46
P75641	5/8	65-13/16	52
GH382035	5/8	65-3/4	49
WS71460067	5/8	66-3/8	54
P75941	5/8	69-3/8	46
WS71460063	5/8	70-1/2	54
P75753	5/8	70-53/64	50
WS71460062	5/8	75-3/8	54
WS71460074	5/8	76-1/4	54
GDD18087	5/8	77-5/8	49
EX323345	5/8	80-5/8	48
SC48207	5/8	86-1/8	52
GDD18007	5/8	88-1/2	49
SC48089	5/8	89-3/4	52
P75940	5/8	91-1/4	46
WS71460119	5/8	92-1/2	54
P75058	5/8	92-5/8	46
EX323301	5/8	93-17/32	48
58314	5/8	95-1/2	48
SC482138	21/32	50	52
SC482140	21/32	55	52
SC482139	21/32	120	52
SC482529	21/32	148	52
10040	21/32	154	48
DC9907B112	21/32	114-13/16	47
SC482137	21/32	116-3/4	52
SC481001	21/32	128-13/32	52
DC9907B130	21/32	132-13/16	47
DC9907B41	21/32	43-13/16	47
EX403105	21/32	55-7/16	48
P75130	21/32	67-3/4	46
DC68081	21/32	83-13/16	47
P75180	21/32	86-5/16	46
DC9907B84	21/32	86-7/8	47
DC9907B85	21/32	87-13/16	47
P12069	43/64	50	52
P12067	43/64	65	53
P12070	43/64	54-1/2	53
P12068	43/64	65-5/8	53
75215	11/16	43	52
GDD18548	11/16	108	49
SC48799	11/16	115	52
TO633749	0.687	57.19	53
EX1036906	0.700	58-1/2	48
TO1105004	1	56	53
P75707	1	50-5/8	51
WS71460118	1	58-1/2	54
T539660	1-1/8	43.5	53
P75095	1-1/8	55	46
P75070	1-1/8	45-3/4	46
P75133	1-1/8	51-1/4	46
P75212	1-1/8	53-3/4	46
W7230	1-1/4	38	54
KU15011	1-1/4	113-1/8	51

Part #	Width	Length	Page
W8230	1-1/4	40-7/16	54
KU15012	1-1/2	111-1/4	51
14236	2RA	48.8	48
17892	2RA	50.44	53
16-202	2RA	51.438	47
16202	2RA	51.438	53
16202	2RA	51.438	51
16987	4L	34	52
SC481461	4L	60.86	52
14244	4L	112.5	47
16988	4L	41-3/4	52
EX1031297	5 RIB	25	48
14250	5 RIB	57.19	48
EX12799	5 RIB	68.8	48
11010	5L	35.7	46
14216	5L	51.9	47
11020	5L	52	46
17993	5L	70.125	53
13115	5L	80.525	46
14238	5L	82.45	46
14214	5L	88	47
10-900	5L	88.627	47
14212	5L	89.5	47
14240	5L	93.9	47
16983	5L	123.95	52
16011	5L	139.95	52
142224	8 RIB	58	48
HU205505	AA	80-1/8	54
17791	HAA	103.65	53
EX1036317	HB	38	48
EX1094199	HB	123	48
EX1095018	HB	158	48
16709	HVV	134.25	53

Measuring a Mower Blade

- A** Measure the length diagonally from cutting tip to cutting tip
- B** Measure the width at the widest part of the blade
- C** Measure the center hole



Part #	Length	Center Hole	Blade Width	Blade Thickness
--------	--------	-------------	-------------	-----------------

BLUEBIRD



P40707	3-1/2	17/32	1.00	.120
---------------	-------	-------	------	------

Rake teeth flail set for thatcher aerators, 52 pc. set, sold as set (Replaces **Bluebird 201**)



P40705	4	17/32	1.00	.120
---------------	---	-------	------	------

Rake teeth flail set for thatcher aerators, 52 pc. set, sold as set (Replaces **Bluebird 5201, Billy Goat 350100**)

BOBCAT



26-002	16-1/4	5/8	2.50	.250
---------------	--------	-----	------	------

(2) for 32" cut, (3) for 48" cut; high lift, heavy duty (Replaces **Bobcat 03239 & WMTA32061**)



26-160	16-1/4	5/8	2.50	.204
---------------	--------	-----	------	------

(2) for 32" cut, (3) for 48" cut; standard lift (Replaces **Bobcat WM132061 & 32061**)



28-616	16-1/4	5/8	2.50	.203
---------------	--------	-----	------	------

(2) for 32" cut; (3) for 48" cut; mulching blade



29-005	16-1/4	5/8	2.50	.204
---------------	--------	-----	------	------

(2) for 32" cut; (3) for 48" cut

















29-905	16-1/4	5/8	2.50	.250
---------------	--------	-----	------	------

Heavy duty version of part # 29-005

	Part #	Length	Center Hole	Blade Width	Blade Thickness
BOBCAT continued					
	26-003	18	5/8	2.50	.250
	(2) for 36" cut, (3) for 52" cut; (3) for 54" cut; high lift, heavy duty (Replaces Bobcat 32022HD, 32022A & 112111-02)				
	26-181	18	5/8	2.50	.204
	(2) for 36" cut, (3) for 52" cut, (3) for 54" cut; standard lift (Replaces Bobcat 32022 & WM132022)				
	28-618	18	5/8	2.50	.203
	(2) for 36" cut; (3) for 52" cut, (3) for 54" cut; mulching blade				
	29-045	18	5/8	2.50	.204
	(2) for 36" cut; (3) for 52" cut; (3) for 54" cut				
	29-945	18	5/8	2.50	.250
	Heavy duty version of our part # 29-045				
	26-072	21	5/8	2.50	.250
	(3) for 61" cut, high lift, heavy duty				
	26-211	21	5/8	2.50	.204
	(3) for 61" cut, standard lift (Replaces Bobcat 42180B & WM142180B)				
	29-074	21	5/8	2.50	.204
	(3) for 61" cut				
	29-974	21	5/8	2.50	.250
	Heavy duty version of our part # 29-074				
	26-076	25	5/8	2.50	.250
	(3) for 74" cut; high lift, heavy duty (Replaces Bobcat WM142139B & 42139B)				
BUNTON					
	29-012	16-1/2	5/8	2.50	.204
	(3) for 48" cut; V series deck (Use in place of Bunton PL4205)				
	29-912	16-1/2	5/8	2.50	.250
	Heavy duty version of our part # 29-012				
	26-030	17	5/8	2.50	.250
	(3) for 50" cut ZTR; high lift, heavy duty (Replaces Bunton PL7329)				
	29-023	17	5/8	2.50	.204
	(3) for 50" cut; ZTR				
	29-923	17	5/8	2.50	.250
	Heavy duty version of our part # 29-023				

	Part #	Length	Center Hole	Blade Width	Blade Thickness
BUNTON continued					
	26-003	18	5/8	2.50	.250
	(2) for 36" cut; (3) for 52" cut; high lift, heavy duty (Replaces Bunton PL4206)				
	28-618	18	5/8	2.50	.203
	(2) for 36" cut; (3) for 52" cut; mulching blade				
	29-045	18	5/8	2.50	.204
	(2) for 36" cut; (3) for 52" cut				
	29-945	18	5/8	2.50	.250
	Heavy duty version of our part # 29-045				
	26-120	20-1/2	5/8	2.50	.204
	(3) for 60" cut ZTR; standard lift				
	26-035	20-1/2	5/8	2.50	.250
	(3) for 60" cut ZTR; high lift, heavy duty (Replaces Bunton PL7441)				
	28-620	20-1/2	5/8	2.50	.203
	(3) for 60" cut ZTR; mulching blade				
	29-078	20-1/2	5/8	2.50	.204
	(3) for 60" cut; ZTR				
	29-978	20-1/2	5/8	2.50	.250
	Heavy duty version of our part # 29-078				
	26-211	21	5/8	2.50	.204
	(3) for 61" cut; standard lift (Replaces Bunton PC005)				
	26-072	21	5/8	2.50	.250
	(3) for 61" cut; high lift, heavy duty				
	29-074	21	5/8	2.50	.204
	(3) for 61" cut				
	29-974	21	5/8	2.50	.250
	Heavy duty version of our part # 29-074				
CUB CADET					
	P98080	15-7/8	3/4	3.00	.203
	Z Force 44" deck (Replaces Cub Cadet 1008616)				
	P96397	15-7/8	3/4	3.00	.203
	Z Force 44" deck, Hi-lift (Replaces OE # 1008616, Our part # P98-090)				

	Part #	Length	Center Hole	Blade Width	Blade Thickness
	P91073	16 (5/16 outer holes, 2-1/2 center to center)	3/4	2.50	.203
	(3) for 44" deck, Hi-lift (Replaces Cub Cadet 1759-3939, 742-3036)				
	P92090	16 (5/16 outer holes, 2-1/2 center to center)	3/4	2.50	.203
	(3) for 44" deck (Replaces Cub Cadet 759-3939, Our part # P92-090)				
	P96373	16 (5/16 outer holes, 2-1/2 center to center)	3/4	2.50	.203
	(3) for 44" deck, Hi-lift (Replaces Cub Cadet 759-3939, Our part # P91-073)				
	P91333	16-17/32 (5/16 outer holes, 2-1/2 center to center)	3/4	2.50	.203
	(3) for 48" cut, Tank M48 (Replaces Cub Cadet 742-3019, 759-3825)				
	P90896	16-17/32 (5/16 outer holes, 2-1/2 center to center)	3/4	2.50	.203
	(3) for 48" cut, Tank M48 (Replaces Cub Cadet 742-3019, 759-3825 , Our part # P91-333)				
	P90697	16-17/32 (5/16 outer holes, 2-1/2 center to center)	3/4	2.50	.203
	(3) for 48" cut, Tank M48, 3-in-1 (Replaces Cub Cadet 742-3019, 759-3825, Our part # P91-333)				
	P10361	17	3/4	3.00	.204
	(3) for 48" cut; Fits Tank models; high lift (Replaces Cub Cadet 01005336)				
	CC11250	17-29/32	3/4	2.50	.204
	(3) for 50" cut; Fits Tank commercial; high lift (Replaces Cub Cadet 01010168)				
	P98086	17-7/8 star	5/8	2.75	.164
	(3) for 50" deck, LT1050 50" deck (Replaces Cub Cadet 742-04053B, 742-01423)				
	P91938	17-7/8 star	5/8	2.75	.164
	(3) for 50" ZTR (Replaces Cub Cadet 742-04053A)				
	P98087	17-7/8	3/4	2.75	.164
	(3) for 50" Z force deck; LT1050 50" deck (Replaces Cub Cadet 742-04068A, 759-04047)				
	P96387	17-7/8	3/4	2.75	.164
	Hi-Lift (Replaces Cub Cadet 742-04068A, 759-04047)				
	P92015	17-7/8	3/4	2.50	.203
	(3) for 50" ZTR Z Force (Replaces Cub Cadet 742-04068A, 759-04047)				
	26-185	18-1/2	3/4	3.00	.203
	(3) for 54" cut; Tank M54 (Replaces Cub Cadet 01010168)				
	29-185	18-1/2	3/4	2.50	.203
	(3) for 54" cut; Tank M54				
	CC98091	19	3/4	3.00	.203
	(3) for 54" cut; Tank, M54				

	Part #	Length	Center Hole	Blade Width	Blade Thickness
CUB CADET continued					
	29-919	19	3/4	2.50	.250
	(3) for 54" cut; Tank models (Use in place of Cub Cadet 1005337)				
	26-502	20-31/64	3/4	3.00	.203
	(3) for 60" cut (Replaces Cub Cadet 1004719)				
	29-502	20-31/64	3/4	3.00	.203
	(3) for 60" cut				
	CC10363	21	3/4	3.00	.204
	(3) for 60" cut; high lift (Replaces Cub Cadet 01005338)				
	P98088	21-1/8	5/8 star	3.00	.187
	RZT-17, 42" deck (Replaces Cub Cadet 742-04087)				
	P96388	21-1/8	5/8 star	3.00	.187
	RZT-17, 42" deck Hi-Lift (Replaces Cub Cadet 742-04087, Our part # P98-088)				
	P98090	21-1/8	5/8 star (5/16 outer holes, 2-1/2 center to center)	2.50	.187
	LT1042 42" deck (Replaces Cub Cadet 742-04126)				
	P96390	21-1/8	5/8 star	3.00	.187
	LT1042 42" deck, Hi-Lift (Replaces Cub Cadet 742-04126, Our part # P98-090)				
DIXIE CHOPPER					
	29-001	14-1/2	5/8	2.50	.204
	(3) for 42" cut (Use in place of Dixie Chopper 30227-42 & 63227H)				
	26-030	17	5/8	2.50	.250
	(3) for 50" cut; high lift, heavy duty (Replaces Dixie Chopper 30227-50V)				
	29-023	17	5/8	2.50	.204
	(3) for 50" cut				
	29-923	17	5/8	2.50	.250
	Heavy duty version of our part # 29-023				
	26-035	20-1/2	5/8	2.50	.250
	(3) for 60" cut; high lift, heavy duty (Replaces Dixie Chopper 30227-60V)				
	26-120	20-1/2	5/8	2.50	.204
	(3) for 60" cut; standard lift (Replaces Dixie Chopper 30227-60)				
	26-205	20-1/2	5/8	2.50	.203
	(3) for 60" cut; new style with rolled air lift (Replaces Dixie Chopper 30227-60H)				

	Part #	Length	Center Hole	Blade Width	Blade Thickness
DIXIE CHOPPER continued					
	28-620	20-1/2	5/8	2.50	.203
	(3) for 60" cut; mulching blade				
	29-078	20-1/2	5/8	2.50	.204
	(3) for 60" cut				
	29-978	20-1/2	5/8	2.50	.250
	Heavy duty version of our part # 29-078				
	26-124	24-1/32	5/8	2.50	.250
	(3) for 72" cut; high lift, heavy duty (Replaces Dixie Chopper 30227-72H)				
	29-089	24-1/32	5/8	2.50	.250
	(3) for 72" cut; Suburb'n Turb'n and City Slicker (Use in place of Dixie Chopper 30227-72H)				
DIXON					
	26-030	17	5/8	2.50	.250
	(3) for 50" cut, models 502 & 503; high lift, heavy duty (Replaces Dixon 9265)				
	29-023	17	5/8	2.50	.204
	(3) for 50" cut; models 502 & 503				
	29-923	17	5/8	2.50	.204
	Heavy duty version of our part # 29-023				
	26-120	20-1/2	5/8	2.50	.204
	(3) for 60" cut; standard lift				
	26-035	20-1/2	5/8	2.50	.250
	(3) for 60" cut; model 8025; high lift, heavy duty (Replaces Dixon 18931, 9383, 12441)				
	28-620	20-1/2	5/8	2.50	.203
	(3) for 60" cut; mulching blade				
	29-078	20-1/2	5/8	2.50	.204
	(3) for 60" cut; model 8025				
	29-978	20-1/2	5/8	2.50	.250
	Heavy duty version of our part # 29-078				
ENCORE					
	29-009	16-3/8	5/8	2.50	.204
	(3) for 48" cut (Use in place of Encore 483035)				

	Part #	Length	Center Hole	Blade Width	Blade Thickness
ENCORE continued					
	26-161	16-1/2	5/8	2.50	.204
	(3) for 48" cut; standard lift (Replaces Encore 483035)				
	26-004	16-1/2	5/8	2.50	.250
	(3) for 48" cut; high lift, heavy duty				
	26-003	18	5/8	2.50	.250
	(2) for 36" cut; (3) for 52" cut, high lift, heavy duty (Replaces Encore 363291)				
	26-181	18	5/8	2.50	.204
	(2) for 36" cut; (3) for 52" cut; standard lift (Replaces Encore 363291)				
	28-618	18	5/8	2.50	.203
	(2) for 36" cut; (3) for 52" cut; mulching blade				
	29-045	18	5/8	2.50	.204
	(2) for 36" cut; (3) for 52" cut				
	29-945	18	5/8	2.50	.250
	Heavy duty version of our part # 29-045				
	26-072	21	5/8	2.50	.250
	(3) for 61" cut; Fits Prowler mid & front cut decks; high lift, heavy duty (Replaces Encore 823006)				
	29-074	21	5/8	2.50	.204
	(3) for 61" cut; Fits Prowler mid & front cut decks				
	29-974	21	5/8	2.50	.250
	Heavy duty version of our part # 29-074				
EVERRIDE					
	EV92054	16-1/2	9/16	2.50	.203
	(3) for 48" Everride (Replaces Everride 191107)				
	EV92411	16-1/2	9/16	2.50	.203
	(3) for 48" Everride (Use in place of Everride 191107)				
	EV92611	16-1/2	9/16	2.50	.203
	(3) for 48" Everride				
	EV92055	18	9/16	2.50	.203
	(3) for 54" Everride (Replaces Everride 191108)				