




BOBCAT

Part #	Replaces OE #	Description		
P33384	Bobcat 128009	<ul style="list-style-type: none"> • PTO Switch • 2 positions, 5 terminals • 1/2" mounting stem • Includes hardware 	\$12.55	
P33082	Bobcat 2188153	<ul style="list-style-type: none"> • PTO Switch • Push pull, snap mount • Red knob • 2 positions, 5 terminals 	\$17.40	
EP30798	Bobcat 1985032	<ul style="list-style-type: none"> • PTO Switch • 2 positions, 8 terminals 	\$18.25	
P33022	Bobcat 38382	<ul style="list-style-type: none"> • Interlock Switch • 2 position, 2 terminals • Normally open 	\$5.26	
P33027	Bobcat 38383	<ul style="list-style-type: none"> • Interlock Switch • 2 positions, 2 terminals • Normally closed 	\$7.59	
P33028	Bobcat 108208	<ul style="list-style-type: none"> • Interlock Switch • Plunger type • 2 positions, 4 terminals • Normally closed 	\$8.69	
P33386	Bobcat 48032B	<ul style="list-style-type: none"> • Starter Switch • Magneto • 3 positions, 5 terminals • 5/8" mounting stem 	\$10.58	




BUNTON

Part #	Replaces OE #	Description		
EP30798	Bunton PL7994	<ul style="list-style-type: none"> • PTO Switch • 2 positions, 8 terminals 	\$18.25	


BUNTON continued

Part #	Replaces OE #	Description		
EP30405	Bunton PL4518	<ul style="list-style-type: none"> • Interlock Switch • 2 positions, 2 terminals • Normally open 	\$6.53	
EP30538	Bunton PAL0903	<ul style="list-style-type: none"> • Starter Switch • Magneto • 3 positions • 5/8" mounting stem 	\$10.71	


ENCORE

Part #	Replaces OE #	Description		
EP30798	Encore 523030 Encore 523031	<ul style="list-style-type: none"> • PTO Switch • 2 position, 8 terminals 	\$18.25	
EP30198	Encore 363207	<ul style="list-style-type: none"> • Safety Switch • Fits walk behind models • 2 positions, 2 terminals • 9/16" mounting stem • Normally open 	\$19.29	
P33028	Encore 523034	<ul style="list-style-type: none"> • Interlock Switch • 2 positions, 4 terminals • Normally closed 	\$8.69	

EVERRIDE

Part #	Replaces OE #	Description		
EP30330	EverRide 136574	<ul style="list-style-type: none"> • PTO Switch • 2 positions, 8 terminals 	\$18.88	

EXMARK

Part #	Replaces OE #	Description		
EP30300	Exmark 1-643275 Exmark 643275 Exmark 98-7249	<ul style="list-style-type: none"> • Relay Assembly • 5 terminals • Made by an OEM supplier 	\$10.39	




EXMARK continued

Part #	Replaces OE #	Description		
P33019	Exmark 740275 Exmark 1-740275	<ul style="list-style-type: none"> • Seat Switch • 2 positions, 2 terminals • Normally closed 	\$13.60	
P33093	Exmark 103-5221 Exmark 1-633673	<ul style="list-style-type: none"> • PTO Switch • Fits model Lazer Z • 2 positions, 8 terminals • Yellow knob 	\$21.12	
P33002	Exmark 633673	<ul style="list-style-type: none"> • PTO Switch • Push-pull snap mount • 5 terminal 	\$20.55	
EP30508	Exmark 1-543018	<ul style="list-style-type: none"> • PTO Switch • 2 positions, 5 terminals • 1/2" mounting stem • Includes hardware 	\$19.08	
P430210	Exmark 116-0124	<ul style="list-style-type: none"> • PTO Switch • Fits models Lazer Z Serial No. 920,000 and higher and Next Lazer Z, Serial No. 790,000 and higher • 2 positions, 8 terminals 	\$29.50	 
P430101	Exmark 114-0279	<ul style="list-style-type: none"> • PTO Switch • 4 positions, 8 terminals 	\$29.50	 
EP30405	Exmark 1-513051	<ul style="list-style-type: none"> • Interlock Switch • 2 positions, 2 terminals • Normally open 	\$6.53	 
P33028	Exmark 1-633111	<ul style="list-style-type: none"> • Interlock Switch • Plunger type • 2 positions, 4 terminals • Normally closed 	\$8.69	
EP30409	Exmark 1-513152	<ul style="list-style-type: none"> • Interlock Switch • 2 positions, 2 terminals • Normally closed 	\$6.56	

EXMARK continued

Part #	Replaces OE #	Description		
P33027	Exmark 38383	<ul style="list-style-type: none"> • Interlock Switch • Normally closed • 2 positions • 2 terminals 	\$7.59	
P14900	Exmark 117-2222	<ul style="list-style-type: none"> • Ignition Switch • Fits Exmark Vantage • 3 positions, 6 terminals • Snap-in mount • Key not included 	\$14.90	
P33024	Exmark 1-403121	<ul style="list-style-type: none"> • Starter Switch • Fits models 32", 36", 37", 44" and 52" mid-size commercial mowers with pull start • Magneto • 5/8" mounting stem • On/off switch 	\$5.81	
P33397	Exmark 1-543070	<ul style="list-style-type: none"> • Starter Switch • Fits model Turf Tracer • Magneto • 3 positions, 5 terminals • 5/8" mounting stem 	\$11.42	
EX11822	Exmark 103-0206 Exmark 109-4736 Exmark 88-9830 Exmark 104-2541	<ul style="list-style-type: none"> • Starter Switch • Fits models 60" and 72" Lazer Z and Lazer Z XP • 3 positions, 6 terminals • 5/8" mounting stem 	\$17.13	

FERRIS

Part #	Replaces OE #	Description		
EP30798	Ferris 22180 Ferris 5022182 Ferris 5022180	<ul style="list-style-type: none"> • PTO Switch • 2 positions, 8 terminals 	\$18.25	
EP30405	Ferris 21451 Ferris 5021451	<ul style="list-style-type: none"> • Interlock Switch • 2 positions, 2 terminals • Normally open 	\$6.53	
P33027	Ferris 21769 Ferris 5021769	<ul style="list-style-type: none"> • Interlock Switch • 2 positions, 2 terminals • Normally closed 	\$7.53	

FERRIS continued

Part #	Replaces OE #	Description		
P33028	Ferris 22095 Ferris 5022095 Ferris 5022094	<ul style="list-style-type: none"> • Interlock Switch • 2 positions, 4 terminals • Normally closed 	\$8.69	
P33026	Ferris 22182 Ferris 5023455	<ul style="list-style-type: none"> • Interlock Switch • 2 positions, 4 terminals • Push-in type starter switch 	\$12.16	
P33024	Ferris 1521842 Ferris 5021842	<ul style="list-style-type: none"> • Starter Switch • Magneto • 2 positions, 2 terminals • 5/8" mounting stem • On/off switch 	\$5.81	

GRASSHOPPER

Part #	Replaces OE #	Description		
EP30330	Grasshopper 183925	<ul style="list-style-type: none"> • PTO Switch • 2 positions, 8 terminals 	\$18.88	
EP30457	Grasshopper 1833870	<ul style="list-style-type: none"> • Seat Switch • Fits models 120, 220, 225 and 321D, 600, 700 and 900 series • Fits our 420-423 high back seat • Normally open 	\$14.00	
P33410	Grasshopper 184082 Grasshopper 604796	<ul style="list-style-type: none"> • PTO Switch • 2 positions, 6 terminals • 1/2" mounting stem • Includes mounting hardware 	\$14.42	
EP30538	Grasshopper 183806	<ul style="list-style-type: none"> • Starter Switch • Magneto • 3 positions, 5 terminals • 5/8" mounting stem 	\$10.71	





GRAVELY

Part #	Replaces OE #	Description		
EP30192	Gravelly 020916	<ul style="list-style-type: none"> • Safety Switch • Fits models G series PTO and Pro walk behinds • 2 positions, 2 terminals • 9/16" mounting stem • Normally open 	\$19.51	

GRAVELY

Part #	Replaces OE #	Description		
EP30496	Gravely 034640	<ul style="list-style-type: none"> • Safety Switch • Fits models ProPower, ProMaster, Pro, 2 and 4-wheel tractors • 2 positions, 2 terminals • 9/16" mounting stem • Normally closed 	\$11.88	 
P33384	Gravely 045848	<ul style="list-style-type: none"> • PTO Switch • Fits models ProMaster 200, 300 and tractors • 2 positions, 5 terminals • 1/2" mounting stem • Includes hardware 	\$12.55	
P33395	Gravely 018272	<ul style="list-style-type: none"> • Starter Switch • Fits models 34586-34690 4-wheel tractors and 35713-35716 2-wheel tractors • Magneto • 4 positions, 5 terminals • 5/8" mounting stem 	\$10.53	 
EP33393	Gravely 019223	<ul style="list-style-type: none"> • Starter Switch • Fits models ProMaster 30-H, 50, 100, 200, 300, 400 and 2 and 4-wheel tractors • Battery • 3 positions, 5 terminals • 9/16" mounting stem 	\$9.15	 
EP33388	Gravely 044767	<ul style="list-style-type: none"> • Starter Switch • Fits models 1232-H and 1238-H tractors, Pro walk behinds and Pro riders • Magneto • 3 positions, 5 terminals • 9/16" mounting stem 	\$11.50	 



GREAT DANE

Part #	Replaces OE #	Description		
EP30413	Great Dane D38001 AM103119	<ul style="list-style-type: none"> • Safety Switch • 2 positions, 2 terminals • Normally open 	\$6.56	
P33019	Great Dane D28041 AM104403	<ul style="list-style-type: none"> • Seat Switch • 2 positions, 2 terminals • Normally closed 	\$13.60	
EP30798	Great Dane D38005	<ul style="list-style-type: none"> • PTO Switch • 2 positions, 8 terminals 	\$18.25	 

GREAT DANE continued

Part #	Replaces OE #	Description		
P33027	Great Dane D38085 5021769	<ul style="list-style-type: none"> • Interlock Switch • 2 positions, 2 terminals • Normally closed 	\$7.59	
EP30405	Great Dane 5021451	<ul style="list-style-type: none"> • Interlock Switch • Fits models WG4815E, WG2615E and WH3615E • 2 positions, 2 terminals • Normally open 	\$6.53	
EP9663	Great Dane D38001	<ul style="list-style-type: none"> • Interlock Switch • Plunger interlock • Single post, right angle snap mounted • Normally open 	\$5.84	
EP30401	Great Dane AM118802	<ul style="list-style-type: none"> • PTO Switch • 2 positions, 5 terminals 	\$24.61	
AC10723	Great Dane TCA15075	<ul style="list-style-type: none"> • Ignition Switch • For magneto ignition • 6 terminal, 3 position • 20mm x 1.25 mounting stem 	\$17.31	
P33024	Great Dane D18090	<ul style="list-style-type: none"> • Starter Switch • Magneto • 2 positions, 2 terminals • 5/8" mounting stem • On/off switch 	\$5.81	

HUSQVARNA

Part #	Replaces OE #	Description		
EP30300	Husqvarna 532 10 29-14 Husqvarna 532 10 97-48	<ul style="list-style-type: none"> • Relay Assembly • Fits models IZ4821T, IZ6125T, LZ5227TXP, LZ6127T • 5 terminals • Made by an OEM supplier 	\$10.39	
EP30702	Husqvarna 532 15 36-64 Husqvarna 532 17 61-38	<ul style="list-style-type: none"> • Interlock Switch • 2 positions, 2 terminals • Push-in type starter switch 	\$11.11	

HUSQVARNA continued

Part #	Replaces OE #	Description		
EP30413	Husqvarna 532 16 07-84 Husqvarna 539 10 75-23	<ul style="list-style-type: none"> • Safety Switch • Fits models IZ4821T and IZ6125T • 2 positions, 2 terminals • Normally open 	\$6.56	
EP30686	Husqvarna 532 10 95-53 Husqvarna 539 10 10-80	<ul style="list-style-type: none"> • Interlock Switch • 2 positions, 4 terminals • Normally closed 	\$8.30	
EP30409	Husqvarna 539 92 34-08	<ul style="list-style-type: none"> • Interlock Switch • 2 positions, 2 terminals • Normally closed 	\$6.56	
EP30405	Husqvarna 532 10 44-45 Husqvarna 539 91 90-98	<ul style="list-style-type: none"> • Interlock Switch • Fits models WG4815E, WG2615E and WH3615E • 2 positions, 2 terminals • Normally open 	\$6.53	
EP30690	Husqvarna 506 90 96-01 Husqvarna 532 12 13-05	<ul style="list-style-type: none"> • Seat Switch • 2 positions, 2 terminals • Normally closed 	\$9.03	
EP30798	Husqvarna 532 17 46-51 Husqvarna 539 10 17-68 Husqvarna 532 16 94-17	<ul style="list-style-type: none"> • PTO Switch • Fits models YTH542XP, YTH1542XPG, YTH1848XP and YTH1848XPF • 2 positions, 8 terminals 	\$18.25	
P33383	Husqvarna 532 14 03-01	<ul style="list-style-type: none"> • Starter Switch • Magneto • 4 positions, 7 terminals • 5/8" mounting stem 	\$12.63	
EP33397	Husqvarna 532 10 29-72 Husqvarna 532 14 54-99 Husqvarna 532 15 89-13	<ul style="list-style-type: none"> • Starter Switch • Magneto • 3 positions, 5 terminals • 5/8" mounting stem 	\$11.42	
P33386	Husqvarna 532 36 54-02	<ul style="list-style-type: none"> • Starter Switch • Magneto • 3 positions, 5 terminals • 5/8" mounting stem 	\$10.58	





HUSQVARNA continued

Part #	Replaces OE #	Description		
P33399	Husqvarna 539 10 17-70	<ul style="list-style-type: none"> • Starter Switch • Fits models WH4817EFQ and WH5319EFQ • Magneto • 3 positions, 6 terminals • 5/8" mounting stem 	\$13.46	
P33390	Husqvarna 539 91 18-53	<ul style="list-style-type: none"> • Starter Switch • Fits models WG4815E, WG2615, WH3615E; for manual and push button start models • Magneto • 2 positions, 1 terminal • 5/8" mounting stem • Single screw terminal 	\$9.99	
EP30706	Husqvarna 532 14 03-99 Husqvarna 532 14 49-21 Husqvarna 532 15 48-55 Husqvarna 532 16 30-88 Husqvarna 532 17 87-44	<ul style="list-style-type: none"> • Starter Switch • Fits riding mowers • 3 positions, 5 terminals • Key included 	\$12.55	
EP30445	Husqvarna 532 17 55-66 Husqvarna 532 16 39-68	<ul style="list-style-type: none"> • Starter Switch • Fits models YTH1542XP, YTH1848XP, LTH1342, LTH1342A, YTH1542XPG and YTHP1542 • 4 positions, 7 terminals 	\$13.17	
P33099	Husqvarna 543-14 04-01 Husqvarna 532 14 04-02 Husqvarna 532 14 04-03	<ul style="list-style-type: none"> • Starter Key • 2-3/8" L • Fits Delta key switches 	\$4.09	
P42008	Husqvarna 109310 Husqvarna 532 12 21-47	<ul style="list-style-type: none"> • Starter Key • Indak key • Fits all lawnmowers with Indak switches • Package of 2 	55¢	
P33180	Husqvarna 503 717 901	<ul style="list-style-type: none"> • Stop Switch • Fits many Husqvarna models 	\$7.30	






HUSTLER

Part #	Replaces OE #	Description		
EP30300	Hustler 026237	<ul style="list-style-type: none"> • Relay Assembly • 5 terminals • Made by an OEM supplier 	\$10.39	

HUSTLER continued

Part #	Replaces OE #	Description		
EP30798	Hustler 776476	<ul style="list-style-type: none"> • PTO Switch • 2 positions, 8 terminals 	\$18.25	
P14809	Hustler 601087	<ul style="list-style-type: none"> • Neutral safety switch 	\$5.99	
EP30457	Hustler 782177	<ul style="list-style-type: none"> • Seat Switch • Fits models Z, Mini Z, Super Mini Z and Super Z • Normally open 	\$14.00	
P33397	Hustler 045898	<ul style="list-style-type: none"> • Starter Switch • Magneto • 3 positions, 5 terminals • 5/8" mounting stem 	\$11.42	

JOHN DEERE

Part #	Replaces OE #	Description		
JD9655	John Deere AM122881	<ul style="list-style-type: none"> • Snap-in mounted • 3 position switch 	\$11.57	
P33319	Bosch 0332 209-150	<ul style="list-style-type: none"> • Relay Switch • Fits John Deere ZTRAK models 	\$8.47	
9663	John Deere AM103119	<ul style="list-style-type: none"> • Safety Switch • Fits models 240, 245, 260, 285, 320, STX30, STX38 front decks, 510 and F525 • 2 positions, 2 terminals • Normally open 	\$5.50	
P33093	John Deere AM131966	<ul style="list-style-type: none"> • PTO Switch • Yellow Knob • 2 positions, 8 terminals 	\$21.12	
P33002	John Deere AM118802 John Deere AM119139	<ul style="list-style-type: none"> • PTO Switch • Push pull snap mount • 2 positions, 5 terminal 	\$20.55	


JOHN DEERE continued

Part #	Replaces OE #	Description			
P33384	John Deere AM39489	<ul style="list-style-type: none"> • PTO Switch • Fits models PC2150, 220-285, 318, 420 and 430 lawn and garden tractors • 2 positions, 5 terminals • 1/2" mounting stem • Hardware included 	\$12.55		
P33027	John Deere AM108483	<ul style="list-style-type: none"> • Interlock Switch • 2 positions, 2 terminals • Normally closed 	\$7.59		
P33022	John Deere AM104884	<ul style="list-style-type: none"> • Interlock Switch • 2 positions, 2 terminals • Normally open 	\$5.26		
EP30686	John Deere AM128925	<ul style="list-style-type: none"> • Interlock Switch • 2 positions, 4 terminals • Normally closed 	\$8.30		
P14809	John Deere GY20157	<ul style="list-style-type: none"> • Neutral safety switch 	\$5.99		
	P33019	John Deere AM104403	<ul style="list-style-type: none"> • Seat Switch • 2 positions, 2 terminals • Normally closed 	\$13.60	
P33350	John Deere M90206	<ul style="list-style-type: none"> • Ignition Switch • For battery coil ignition • 5 spade terminal • 3 position • Require 5/8" mounting hole 	\$2.26		
P33386	John Deere AM102551	<ul style="list-style-type: none"> • Starter Switch • Fits models JD321 commercial walk behinds, 111 series below 1200 • Magneto • 3 positions, 5 terminals • 5/8" mounting stem 	\$10.58		
EP30249	John Deere AM103286 John Deere AM32318	<ul style="list-style-type: none"> • Starter Switch • Battery • 3 positions, 5 terminals • 9/16" mounting stem 	\$8.75		

JOHN DEERE continued

Part #	Replaces OE #	Description		
AC10723	John Deere AM101561 John Deere TCA15075	<ul style="list-style-type: none"> • Starter Switch • Fits models F910, F930, front mounts, 130, 165, 170, 175, 180, 185, F912, F915, F925, RX73, RX75, RX95, SX75 and SX95 • Magneto • 3 positions, 6 terminals • 13/16" mounting stem 	\$17.31	 
EP30070	John Deere AM102544 John Deere AM31995	<ul style="list-style-type: none"> • Starter Switch • Fits models 141 PC2189 and 142-152 PC277 vacuum sweepers • Magneto • 3 positions, 5 terminals • 9/16" mounting stem 	\$11.32	 
JD9166	John Deere AM38227	<ul style="list-style-type: none"> • Starter Switch • Fits models S910, S930 front mount, 108, 112, 116 lawn tractors, 316, 318, 420 garden tractors, GS25, GS30, GS45, GS75, HD45, HD75, 111 series 12000 and higher • Magneto • 3 positions, 6 terminals • 9/16" mounting stem 	\$14.94	 
EP30445	John Deere GY20074	<ul style="list-style-type: none"> • Starter Switch • Fits models L100, L105, L107, L110, L120, L130, G110, GY18 and some Scotts and Sabre models • 4 positions, 7 terminals 	\$13.17	
P33099		<ul style="list-style-type: none"> • Starter Key • 2-1/8" L • Fits Delta key switches 	\$4.09	
P42008	John Deere M40718	<ul style="list-style-type: none"> • Ignition key • Fits 95% of rotary mowers 	99¢	

HONDA

Part #	Replaces OE #	Description		
94425	Honda 36100-883-005 Honda 36100-ZE1-015	<ul style="list-style-type: none"> • Stop switch • Fits most Honda engines 	\$4.61	

HONDA continued

Part #	Replaces OE #	Description		
P33542	Honda 34150-ZH7-003	<ul style="list-style-type: none"> Oil sensor switch Oil alert diode assembly for GX160-390 engines 	\$11.00	
P33540	Honda 15510-ZE2-033	<ul style="list-style-type: none"> Oil level sensor switch Fits GX240-390 engines 	\$8.39	
P33541	Honda 15510-ZE1-033	<ul style="list-style-type: none"> Oil level sensor switch Fits GX160 engines 	\$8.09	

KOHLER

Part #	Replaces OE #	Description		
EP55493	Kohler 25 099 06-S Kohler 25 099 24-S Kohler 25 099 27-S	<ul style="list-style-type: none"> Oil Pressure Switch Fits models CH11-CH14, CV11-CV15, CH18-CH25 and CV18-CV22 	\$11.25	
P33394	Kohler 25 099 02 Kohler 25 099 04-S	<ul style="list-style-type: none"> Starter Switch Fits models CH11, CH12.5, CH14, CH18, CH20, CH22, CH25, CV12.5, M8, M10, M12, M16, M18, M20, TH16 and TH18 Magneto 3 positions, 6 terminals 	\$11.52	

KUBOTA

Part #	Replaces OE #	Description		
P14809	Kubota K3011-62221	<ul style="list-style-type: none"> Neutral safety switch 	\$5.99	









SCAG

Part #	Replaces OE #	Description		
EP30798	Scag 48168 Scag 483162 Scag 483957	<ul style="list-style-type: none"> PTO Switch 2 positions, 8 terminals 	\$18.25	


SCAG continued

Part #	Replaces OE #	Description		
P33002	Scag 481635	<ul style="list-style-type: none"> • PTO Switch • Push pull snap mount • 2 positons, 5 terminals 	\$20.55	
P33410	Scag 48787	<ul style="list-style-type: none"> • PTO Switch • 2 positions, 6 terminals • 1/2" mounting stem • Includes mounting hardware 	\$14.42	
EP30413	Scag 481638	<ul style="list-style-type: none"> • Safety Switch • Fits walk behinds and Turf Tiger • 2 positions, 2 terminals • Normally open 	\$6.56	
EP30193	Scag 48231	<ul style="list-style-type: none"> • Safety Switch • Fits walk behinds • 2 positions, 2 terminals • 9/16" mounting stem • Normally open 	\$19.51	
EP30496	Scag 48021	<ul style="list-style-type: none"> • Safety Switch • 2 positions, 2 terminals • 9/16" mounting stem • Normally closed 	\$11.88	
P33019	Scag 48717	<ul style="list-style-type: none"> • Seat Switch • 2 positions, 2 terminals • Normally closed 	\$13.60	
P33022	Scag 481637	<ul style="list-style-type: none"> • Interlock Switch • 2 positions, 2 terminals • Normally open • Push pull, snap mount 	\$5.26	
EP9663	Scag 481638	<ul style="list-style-type: none"> • Interlock Switch • Plunger interlock • Single post, right angle snap mounted • Normally open 	\$5.84	
P33350	Scag 48018	<ul style="list-style-type: none"> • For battery coil ignition • 5 spade terminal • 3 position • Requires 5/8" mounting hole 	\$2.26	

SCAG continued

Part #	Replaces OE #	Description		
P33019	Scag 48717 AYP 121305X Exmark AM104403 MTD 725-3166	<ul style="list-style-type: none"> • Single post • Right angle snap mount • Normally closed 	\$13.60	
P33386	Scag 48017 Scag 48017-01	<ul style="list-style-type: none"> • Starter Switch • Magneto • 3 positions, 5 terminals • 5/8" mounting stem 	\$10.58	
P33024	Scag 48609	<ul style="list-style-type: none"> • Starter Switch • Magneto • 2 positions, 2 terminals • 5/8" mounting stem • On/off switch 	\$5.81	
P33399	Scag 48798	<ul style="list-style-type: none"> • Starter Switch • 3 positions, 6 terminals • 5/8" mounting stem • Includes lock washer, nut and keys 	\$13.46	
P42008	Scag 4817-02	<ul style="list-style-type: none"> • Ignition key • Fits 95% of rotary mowers 	99¢	
P33099		<ul style="list-style-type: none"> • Molded grip • Ignition key - universal • Fits plastic Delta switches 	\$4.09	
SE10	Scag 48106	<ul style="list-style-type: none"> • Scag Starter Solenoid • 3 pole style, 12 volt • 5/16"-24 studs • Grounded through base 	\$6.89	

SNAPPER

Part #	Replaces OE #	Description		
P14809	Snapper 721516	<ul style="list-style-type: none"> • Neutral safety switch 	\$5.99	



TORO

Part #	Replaces OE #	Description		
EP30401	Toro 92-6787 Toro 92-6788 Toro 93-9999 Toro 94-2697 Toro 95-4108 Toro 95-7498	<ul style="list-style-type: none"> • PTO Switch • 2 positions, 5 terminals 	\$24.61	
P33093	Toro 1-633673 Toro 103-5221	<ul style="list-style-type: none"> • PTO Switch • 2 positions, 8 terminals 	\$21.12	
EP30508	Toro 37-2610 Toro 92-6328	<ul style="list-style-type: none"> • PTO Switch • 2 positions, 5 terminals • 1/2" mounting stem • Includes hardware 	\$19.08	
P430210	Toro 116-0124	<ul style="list-style-type: none"> • PTO Switch • Fits models Z Master G3 series • 2 positions, 8 terminals 	\$29.50	
P430027	Toro 93-9998	<ul style="list-style-type: none"> • PTO Switch • Fits models lawn & garden tractors, 1995 and newer • 2 positions, 6 terminals 	\$24.50	
P430095	Toro 95-7489	<ul style="list-style-type: none"> • PTO Switch • Fits models garden tractors, Timecutter Z riders and Pro-Line commercial walk-behinds • 2 positions, 6 terminals 	\$17.65	
P14900	Toro 117-2222	<ul style="list-style-type: none"> • Ignition Switch • Fits Toro Timecutter 2010 and newer Grandstand mowers • 3 positions, 6 terminals • Snap-in mount • Key not included 	\$14.90	
EP30686	Toro 112-0455	<ul style="list-style-type: none"> • Interlock Switch • Fits 13AP60RP744, 13AX60RG744, 13AX60RH744 and 14AP80RP744 • 2 positions, 4 terminals • Normally closed 	\$8.30	

TORO continued

Part #	Replaces OE #	Description		
EP9663	Toro 82-2190	<ul style="list-style-type: none"> • Interlock Switch • Plunger interlock • Single post, right angle snap mounted • Normally open 	\$5.84	
P14809	Toro 110-6765	<ul style="list-style-type: none"> • Neutral safety switch 	\$5.99	
P14454	Toro 116-0050	<ul style="list-style-type: none"> • Ignition Switch • Fits Z500 Z Master • 2 positions, 2 terminals 	\$14.50	
P33386	Toro 23-0660	<ul style="list-style-type: none"> • Starter Switch • Fits models Sand Pro aerators, Greensmaster 3000G and Reelmaster 216 • Magneto • 3 positions, 5 terminals • 5/8" mounting stem 	\$10.58	
P33388	Toro 12-8140	<ul style="list-style-type: none"> • Starter Switch • Battery • 3 positions, 5 terminals • 9/16" mounting stem 	\$11.32	
EP33393	Toro 27-2360	<ul style="list-style-type: none"> • Starter Switch • Fits models Groundsmaster 3, 52, 62, 72, 172, 322, 325, 327, 400, 500, RM223D, 450D, 335D and 5100D • 3 positions, 6 terminals • 9/16" mounting stem 	\$9.15	
EX11822	Toro 103-0206 Toro 104-2541 Toro 88-9830 Toro 109-4736	<ul style="list-style-type: none"> • Starter Switch • 3 positions • 5/8" mounting stem 	\$17.13	
EP30950	Toro 83-0020	<ul style="list-style-type: none"> • Starter Switch • Fits model Groundsmaster 310 • 3 positions, 6 terminals • 5/8" mounting stem • Includes lockwasher, nut and keys 	\$13.50	
P33394	Toro 103991	<ul style="list-style-type: none"> • Starter Switch • Magneto • 3 positions, 6 terminals 	\$11.52	

TORO continued

Part #	Replaces OE #	Description
P33023	Toro 29-5560 Toro 40-5940	<ul style="list-style-type: none"> • Stop switch • For model S200 and S620 snowblowers • Fits 32", 36", 37", 44", 52" mid-size commercial mowers with pull start

\$6.30



WOODS

Part #	Replaces OE #	Description
EP30401	Woods 072262	<ul style="list-style-type: none"> • PTO Switch • 2 positions, 5 terminals

\$24.61



EP30508	Woods 70422 Woods 72372	<ul style="list-style-type: none"> • PTO Switch • 2 positions, 5 terminals • 1/2" mounting stem • Includes hardware
----------------	--	---

\$19.08



EP30810	Woods 1-72372	<ul style="list-style-type: none"> • PTO Switch • 2 positions, 6 terminals • 1/2" mounting stem • Includes mounting hardware
----------------	----------------------	--

\$17.52



EP30686	Woods 071148	<ul style="list-style-type: none"> • Interlock Switch • 2 positions, 4 terminals • Normally closed
----------------	---------------------	---

\$8.30



EP30405	Woods 03657100	<ul style="list-style-type: none"> • Interlock Switch • 2 positions, 2 terminals • Normally open
----------------	-----------------------	---

\$6.53



WRIGHT MANUFACTURING

Part #	Replaces OE #	Description
EP30413	Wright 52410002	<ul style="list-style-type: none"> • Safety Switch • 2 positions, 2 terminals • Normally open

\$6.56



EP30798	Wright 52420003	<ul style="list-style-type: none"> • PTO Switch • 2 positions, 8 terminals
----------------	------------------------	--

\$18.25



WRIGHT MANUFACTURING continued

Part #	Replaces OE #	Description	
P33019	Wright 5241001	<ul style="list-style-type: none"> • Seat Switch • 2 positions, 2 terminals • Normally closed 	\$13.60



SOLENOIDS

Part #	Replaces OE #	Description	
SE61		<ul style="list-style-type: none"> • 4 post with dual mounting bracket • Terminal post and sleeve accept 1/4" and 5/16" terminal ends • External ground includes spade converters 	\$6.71



SE60		<ul style="list-style-type: none"> • 3 post with dual mounting bracket • Terminal post and sleeve accept 1/4" and 5/16" terminal ends • Internal ground includes spade converter 	\$5.38
-------------	--	---	---------------



SE10	Scag 48106	<ul style="list-style-type: none"> • Scag Starter Solenoid • 3 pole style, 12 volt • 5/16"-24 studs • Grounded through base 	\$6.89
-------------	-------------------	---	---------------



HOUR METERS

Part #	Description	
HM1	<ul style="list-style-type: none"> • Digital Tach and Hour Meter • For all single cylinder and most twin cylinder 4-cycle gasoline engines 	\$49.00



HM2	<ul style="list-style-type: none"> • DC Hour Meter • DC input • For commercial equipment • Voltage range 8-32 VDC 	\$45.15
------------	---	----------------



FUSES

Part #	Fuse	
P33030	5 AMP	87¢
P33031	10 AMP	87¢
P33032	15 AMP	87¢
P33033	20 AMP	87¢
P33034	25 AMP	87¢
P33035	30 AMP	87¢



LEAD BATTERY TERMINAL

Part # Replaces OE #

P47689

Description

- Universal 2-screw emergency terminal
- Heavy lead fits all battery cables 6 - 2 gauge

\$1.74



BATTERY CABLES

Part #	Length	Color	Lug Dia.	
P47080	8"	Black	3/8" x 3/8"	\$2.60
P47120	12"	Black	3/8" x 3/8"	\$4.06
P47160	16"	Black	3/8" x 3/8"	\$3.42
P47200	20"	Black	3/8" x 3/8"	\$3.06
P47081	8"	Red	3/8" x 3/8"	\$3.19
P47121	12"	Red	1/4" x 3/8"	\$4.62
P47161	16"	Red	1/4" x 3/8"	\$3.19
P47201	20"	Red	1/4" x 3/8"	\$3.30



TEST LIGHT

AC55

- Use on 6 and 12 volt systems.

\$14.48



ECONOMY IGNITION TESTER

T75

\$2.90



SPARK PLUGS

- NGK
- Champion
- Bosch



Find our complete selection of spark plugs and accessories on pages 301-311

VOLTAGE REGULATORS



Part # P33407

- Use on Kawasaki FB460, FC400, FC420, FC540
- 13, 15 & 17 AMP charging system on engines to 18 HP
- Fits John Deere 1300, 160, 165, 170, 172, 175, 176, 180, 185, 186, 240, 242, 245 and others with 15 AMP charging system

Kawasaki 21066-2056

John Deere M70121

\$79.28




Part # KA2070

- Fits 20 HP & 22 HP water cooled V-twin engines
- 6 terminal, 2 rows of 3

Kawasaki 21066-2056

Kawasaki 21066-2070

\$86.82



Part # KA2071

- Fits commercial engines on walk-behinds with electric clutch, rope start, no battery
- 6 lead wires
- 1-2 pin connector, 1-4 pin connector

Kawasaki 21066-2071

\$98.40



Part # P33419

- Use on commercial walkbehind mowers with Kohler engine with electric clutch, rope starter and no battery
- Use on CV11, CV12.5, CV13, CV14, CV15 and CV18 model engines

Kohler 12-403-01

\$34.48



Part # P33400


- Fits 8 - 24 HP engines with 15 AMP alternator
- Kohler engine K181, K241, K301, K321, K482, K532, K582
- "L" pattern with two top terminals, one bottom

Kohler 41-403-06

Kohler 237335

John Deere AM37200

\$48.81




Part # P33401

- Fits 8 - 24 HP engines
- Models M8 - M20, MV16 - MV20, CH5, CH6, CH11 - CH15, CV11 - CV15
- 15 AMP alternator in line terminals
- 3 in a row

Kohler 25-755-03

\$36.70

Part #	Replaces OE	ID	Pulley	Belt	
BOBCAT					
P33132	2722016	1"	6"	5/8" belt	\$243.10
P33138	1226167	1"	6"	5/8" belt	\$347.36
PC51	188019	1"	6"	A/B belt	\$230.37
PC47	272-1137	1-1/8"			\$254.68
PC50	2188151	1-1/8"	6"	5/8" belt	\$249.58
BUNTON					
P33132	2519-14	1"	6"	5/8" belt	\$243.10
PC47	272-1137	1-1/8"			\$254.68
CUB CADET					
P33104	917-17774B	1"	6"	5/8" belt	\$260.47
P33113	WD-C38410	1-1/8"	5" double pulley	1/2" belt	\$225.74
PC52	5218-54	1-1/8"	7.385	5/8" belt	\$288.25
DIXIE CHOPPER					
P33118	5215-88	1"	5-1/4"	5/8" belt	\$206.06
ENCORE					
P33185	523025	1"	6"	5/8" belt	\$260.47
P33127	523370	1-1/8"	6"	5/8" belt	\$288.25
EXMARK					
4455823	441-6766	1"	5-13/16"	1/2 belt	\$225.00
P33114	543259	1"	6"	5/8" belt	\$248.89
PC53	1-611223	1"	6"	A/B belt	\$230.37
	603539				
PC51	1-551054	1"	6"	A/B belt	\$230.37
	1-543259				
EXM1033245	103-3245		6"	5/8" belt	\$276.67
PC50	633099	1-1/8"	6"	5/8" belt	\$249.58
EXM255527	103-0665	1-1/8"	6"	5/8"	\$261.45
	1-641300				
	641300				
	1-631732				
	631732				
PC55	103-0281	1-1/8"	6.313"	5/8" belt	\$288.25
	103-1364				
PC48	103-0662	1"	6-3/8"	5/8" belt	\$299.82
	103-0661				
EP12517	109-9276	1"	7-1/8"	5/8" belt	\$276.00
	109-2916				
P33153	109-9276	1"	7-1/8"	5/8" belt	\$278.25
For Lazer Z HP s/n 720,000 and up (except 27HP)					
P33156	109-9275	1-1/8"	7-1/4"	5/8" belt	\$243.90
For Lazer Z HP 27 HP serial numbers 720,000 and up					
PC49	103-1690	1"	7-3/8"	5/8" belt	\$254.68
EP12835	109-9275	1"	7.2"	5/8" belt	\$279.00
200 lbs. torque					



Electric PTO Clutches

Part # Replaces OE ID Pulley Belt

EXMARK continued

PC54 103-0690 1" 7-3/8" \$276.00
1-653048
1-653292

Fits Lazer Z HP series numbers 260,000 and up

P33175 103-6579 1-1/8" 7-3/8" 5/8" belt \$288.75

PC47 103-0665 1-1/8" \$254.68
164-1300

P12403 103-3246 1-1/2" 7-11/32" 5/8" belt \$299.00

Fits 27 and 30 HP Kohler Lazer Z units

4455207 116-1604 1-1/8" 7-13/32" 5/8" belt \$249.00



P33175



P12403

FERRIS

PC51 1521083 1" 6" A/B belt \$230.37

PC53 15211823 1" 6" A/B belt \$230.37

PC50 1522040 1-1/8" 6" 5/8" belt \$249.58

EXM255527 1521145 1-1/8" 6" 5/8" \$261.45
5021145

4455827 116-1604 1-1/8" 6-1/2" 5/8" belt \$225.00



P33117

GRASSHOPPER

P33117 388762 1" 4-7/8" double pulley 1/2" belt \$206.06

P33121 388767 1-1/8" 4-7/8" double pulley 1/2" belt \$248.89
606242

P33113 604182 1-1/8" 5" double pulley 1/2" belt \$225.74
388766



P33113

GRAVELY

PC56 9266700 1-1/8" 6" 5/8" belt \$288.25
09232700



P12568

GREAT DANE

EP12658 GDA10017 1" 6" 5/8" belt \$266.65
D38155

Fits Chariot models

PC50 D18000 1-1/8" 6" 5/8" belt \$249.58
1-543259

PC56 GDA10122 1-1/8" 6" 5/8" belt \$288.25



P33112

HUSQVARNA


P33112 532160899 1" 5.375" 5/8" belt \$137.36

P14841 NEW! 505287301 1" 5-3/8" 1/2" belt \$159.00

Fits EZ4824, EZ5221, EZ5226, Ezc4824, LSZ4622, LSZ5422, LSZ5424, RZ4219, RZ4619

PC51 917063 1" 6" A/B belt \$230.37

PC50 102306 1-1/8" 6" 5/8" belt \$249.58





P33155

HUSTLER

P14842 NEW! 601784 1" 6" 5/8" belt \$169.00

Fits 929XXX-931XXX series

P14735 NEW! 601326 1-1/8" 6-1/8" \$199.00

Part #	Replaces OE	ID	Pulley	Belt		
HUSTLER continued						
P33155	601311	1-1/8"	6-5/16"	5/8" belt	\$313.95	 <p>P33118</p>
For Hustler Z, Huster Z XR7, Hustler Mini Z, Hustler ATZ, Hustler Super Z, Hustler Super Z XR7, Hustler Mini Z, Hustler Super Mini Z						
P33188	781039	1-1/8"	6-1/4"	5/8" belt	\$276.65	
SCAG						
PC53	461074 48786 481633	1"	6"	A/B belt	\$230.37	 <p>P33189</p>
EXM255527	461395 481530 461716	1-1/8"	6"	5/8"	\$261.45	
PC48	461397	1"	6-3/8"	5/8" belt	\$299.82	
Fits models SSZ and STHM						
TORO						
P33118	116277	1"	5-1/4"	5/8" belt	\$206.06	 <p>P33113</p>
P331281	99-8012	1"	5-1/4"	5/8" belt	\$206.91	
P33189	94-4632 105-167	1-1/8"	4-7/8" double pulley	1/2" belt	\$218.79	
P33113	933160	1-1/8"	5" double pulley	1/2" belt	\$225.74	
445823	110-6766	1"	5-13/16"	1/2 belt	\$225.00	
4455207	116-1604	1-1/8"	7-13/32"	5/8" belt	\$249.00	 <p>P33132</p>
SIMPLICITY						
445827	5100084	1-1/8"	6-1/2"	5/8" belt	\$225.00	
SNAPPER						
445827	5100084	1-1/8"	6-1/2"	5/8" belt	\$225.00	 <p>P33104</p>
WARNER						
P14841 NEW!	5219-108	1"	5-3/8"	1/2" belt	\$159.00	 <p>P33121</p>
P33132	2519-14	1"	6"	5/8" belt	\$243.10	
PC47	5218-65	1-1/8"			\$254.68	
PC50	5218-5	1-1/8"	6"	5/8" belt	\$249.58	
PC51	5215-14	1"	6"	A/B belt	\$230.37	
P33104	5219-25	1"	6"	5/8"	\$260.47	
P14842 NEW!	5219-107	1"	6"	5/8" belt	\$169.00	
P33153	5218-205	1"	7-1/8"	5/8" belt	\$278.25	
For Lazer Z HP s/n 720,000 and up (except 27HP)						
P33156	5218-210	1-1/8"	7-1/4"	5/8" belt	\$243.90	
For Lazer Z HP 27 HP serial numbers 720,000 and up						
PC52	5218-54	1-1/8"	7.385	5/8" belt	\$288.25	 <p>P33188</p>
P33113	5215-62	1-1/8"	5" double pulley	1/2" belt	\$225.74	
P33118	5215-88	1"	5-1/4"	5/8" belt	\$206.06	
PC48	15218-73C 5218-76	1"	6-3/8"	5/8" belt	\$299.82	

Part #	Replaces OE	ID	Pulley	Belt	
--------	-------------	----	--------	------	--

WARNER continued

PC49	5218-80	1"	7-3/8"	5/8" belt	\$254.68
EXM1033245	218-100		6"	5/8" belt	\$276.67
PC54	5218-44	1"	7-3/8"		\$276.00
PC55	5218-73	1-1/8"	6.313"	5/8" belt	\$288.25
P33175	5218-202	1-1/8"	7-3/8"	5/8" belt	\$288.75
EP12835	5218-210	1"	7.2"	5/8" belt	\$279.00
EP12517	5218-205	1"	7-1/8"	5/8" belt	\$276.00
P33121	5218-58	1-1/8"	4-7/8" double pulley	1/2" belt	\$248.89
PC56	5218-94	1-1/8"	6"	5/8" belt	\$288.25
EP12658	5219-4	1"	6"	5/8" belt	\$266.65
P33188	5218-110	1-1/8"	6-1/4"	5/8" belt	\$276.65
EP12454	5218-154	1"	6-1/8"	5/8" belt	\$246.19
P331281	5215-59	1"	5-1/4"	5/8" belt	\$206.91
P33117	5218-27	1"	4-7/8" double pulley	1/2" belt	\$206.06
P33190	5219-19	1"	6"	5/8" belt	\$231.41
4413554	5219-54	1"	7-1/8"	5/8" belt	\$212.00



www.performanceoutdoorproducts.com

Check-out our new and improved website! • Order online 24/7 • Thousands of parts
 New products added continuously • Detailed product descriptions
 Easily find parts using OEM part number

