














## CARBURETORS

| Part #          | Replaces OE #  | Description  |                |   |
|-----------------|--|--|----------------|---|
| <b>P13205</b>   | Honda 16100-ZM5-803  | <ul style="list-style-type: none"> <li>• Complete carburetor</li> <li>• Fits model GX31</li> </ul>                           | <b>\$40.95</b> |    |
| <b>P130201</b>  |  | <ul style="list-style-type: none"> <li>• Complete carburetor</li> <li>• Fits models GX100 with HDA-201 carburetor</li> </ul> | <b>\$76.07</b> |    |
| <b>P13192</b>   | Honda 16100-ZH7-W61  | <ul style="list-style-type: none"> <li>• Complete carburetor</li> <li>• Fits model GX120</li> </ul>                          | <b>\$40.95</b> |    |
| <b>P13193</b>   | Honda 16100-ZE1-825  | <ul style="list-style-type: none"> <li>• Complete carburetor</li> <li>• Fits model GX140</li> </ul>                          | <b>\$40.95</b> |    |
| <b>P13195GX</b> | Honda 16100-ZL0-W51  | <ul style="list-style-type: none"> <li>• Complete carburetor</li> </ul>  | <b>\$50.25</b> |   |
| <b>P50634</b>   | Honda 16100-ZE2-W71<br>Honda 16100-ZE2-W70<br>code 5244827 | <ul style="list-style-type: none"> <li>• Complete carburetor</li> <li>• Fits models GX240 with BE70B carburetor</li> </ul>   | <b>\$40.95</b> |  |
| <b>150270</b>   | Honda 16100-ZHP-W21  | <ul style="list-style-type: none"> <li>• Complete carburetor</li> <li>• Fits models GX270</li> </ul>                         | <b>\$36.75</b> |  |
| <b>150340</b>   |  | <ul style="list-style-type: none"> <li>• Complete carburetor</li> <li>• Fits models GX340</li> </ul>                         | <b>\$36.75</b> |  |
| <b>P50637</b>   | Honda 16100-ZF2-V01<br>Honda 16100-ZF2-V00<br>code 5222211 | <ul style="list-style-type: none"> <li>• Complete carburetor</li> <li>• Fits models GX390 with BE85B carburetor</li> </ul>   | <b>\$19.95</b> |  |

## CARBURETORS continued

| Part #        | Replaces OE #  | Description   |                 |   |
|---------------|--|---|-----------------|---|
| <b>P13199</b> | Honda 16100-ZF6-V01  | <ul style="list-style-type: none"> <li>• Complete carburetor</li> <li>• Fits models GX390</li> </ul>                        | <b>\$45.60</b>  |    |
| <b>P13206</b> | Honda 16100-ZN2-811  | <ul style="list-style-type: none"> <li>• Complete carburetor</li> <li>• Fits model GXV670</li> </ul>                        | <b>\$132.39</b> |    |
| <b>P50636</b> | Honda 16100-ZE7-W21<br>code 5189725<br>Honda 16100-ZE6-W20 | <ul style="list-style-type: none"> <li>• Complete carburetor</li> <li>• Fits models GXV160 with BE66C carburetor</li> </ul> | <b>\$40.87</b>  |    |
| <b>P50635</b> | Honda 16100-ZE6-W01<br>code 5189725<br>Honda 16100-ZE6-W00 | <ul style="list-style-type: none"> <li>• Complete carburetor</li> <li>• Fits Honda models GXV120</li> </ul>                 | <b>\$36.95</b>  |    |
| <b>150120</b> | Honda 16100-ZH7-W51  | <ul style="list-style-type: none"> <li>• Complete carburetor</li> <li>• Fits models GXV120 4 HP</li> </ul>                  | <b>\$40.95</b>  |   |
| <b>P50638</b> | Honda 16100-ZH8-W51<br>Honda 16100-ZH8-W50<br>code 5152491 | <ul style="list-style-type: none"> <li>• Complete carburetor</li> <li>• Fits models GX160 with BE65B carburetor</li> </ul>  | <b>\$34.52</b>  |  |

## CARBURETOR INSULATORS



### Part # P49233

- Use on GX140 and GX160

Replaces Honda 16211-ZE1-000  
**\$6.25**



### Part # P49234

- Use on GX240 and GX270

Replaces Honda 16211-ZE2-000  
**\$6.25**












### Part # 49236

- Use on GX340 & GX390

Replaces Honda 16211-ZE2-W00  
**\$6.25**

## CARBURETOR KITS

| Part #        | OE #/ OE # Replacement                         | Description   |                |   |
|---------------|--|---|----------------|---|
| <b>B49147</b> | <b>B&amp;S 495606</b><br><b>B&amp;S 494624</b> | <ul style="list-style-type: none"> <li>Fits 194700, 195700, 196700, 198700, 283700, 284700, 289700, 28M700 model series engines with Walbro LMT-5, 77 carburetors</li> </ul>  | <b>\$18.16</b> |    |
| <b>P49270</b> | <b>Zama GND-18</b>                             | <ul style="list-style-type: none"> <li>Diaphragm and Gasket Kit</li> <li>For C1Q and C1U series carburetors</li> </ul>  | <b>\$3.92</b>  |    |
| <b>P49273</b> | <b>Zama RB105</b>                              | <ul style="list-style-type: none"> <li>Carburetor rebuild kit</li> <li>For C1Q-S75, A, B C1Q-S76, A, B, C1Q-S77, A, B C1Q-S84, A-C, C1Q-S85, A-C C1Q-S68, A-C C1Q-S86, A-C C1Q-S87, A-C C1Q-S89, A-C C1Q-S90, A, B C1Q-91, A C1Q-S92, A C1Q-S102, A C1Q-S106, A C1Q-S107, A model carburetors</li> </ul>                | <b>\$7.25</b>  |    |
| <b>P49277</b> | <b>Zama RB129</b>                              | <ul style="list-style-type: none"> <li>Carburetor rebuild kit</li> <li>For C1M-W26, A, C model carburetors</li> </ul>   | <b>\$7.43</b>  |    |
| <b>P49275</b> | <b>Zama RB142</b>                              | <ul style="list-style-type: none"> <li>Carburetor rebuild kit</li> <li>For C1U-W32, A model carburetors</li> </ul>  | <b>\$7.70</b>  |   |
| <b>P49272</b> | <b>Zama RB47</b>                               | <ul style="list-style-type: none"> <li>Carburetor rebuild kit</li> <li>For C1Q-E3 C1Q-E4 C1Q-E6, A C1Q-11, A-G C1Q-W31, A, B C1Q-W34, A C1Q-W35, AC1Q-W36, A C1Q-W37, C1Q-W38, C1Q-W39, C1Q-W40, C1Q-W41, C1Q-W41, C1U-W10, B, C C1U-W12, A, B C1U-W13, A B C1U-W16, B, C C1U-W22, C1U-W46 model carburetors</li> </ul> | <b>\$7.73</b>  |  |
| <b>P49271</b> | <b>Zama RB71</b>                               | <ul style="list-style-type: none"> <li>Carburetor rebuild kit</li> <li>For C1U-K54, A c1U-181, A, B C1U-K82 model carburetors</li> </ul>  | <b>\$7.23</b>  |  |
| <b>P49274</b> | <b>Zama RB77</b>                               | <ul style="list-style-type: none"> <li>Carburetor rebuild kit</li> <li>For C1Q-S43, A, B C1Q-S57, A, B C1Q-S137, A C1Q-S152 model carburetors</li> </ul>  | <b>\$6.95</b>  |  |
| <b>P49276</b> | <b>Zama RB99</b>                               | <ul style="list-style-type: none"> <li>Carburetor rebuild kit</li> <li>For C1Q-S68, A-D C1Q-S105 C1Q-S111 C1Q-S115, A, B C1Q-S116, A models carburetors</li> </ul>  | <b>\$7.23</b>  |  |

## CARBURETORS & REBUILDING KITS

| Complete Carburetor Part # |          | Repair Kit w/Needle Seat Part # |        | Model                                |
|----------------------------|----------|---------------------------------|--------|--------------------------------------|
| <b>ECHO WALBRO</b>         |          |                                 |        |                                      |
| <b>WA-157</b>              | \$47.02  | <b>K10WAT</b>                   | \$7.01 | PB210E Blower                        |
| <b>WA-55</b>               | \$56.98  | <b>K10WAT</b>                   | \$7.01 | PB400                                |
| <b>WA-191A</b>             | \$47.47  | <b>K10WAT</b>                   | \$7.01 | PB-4500                              |
| <b>WT-385</b>              | \$57.39  | <b>K10WAT</b>                   | \$7.01 | CS3000                               |
| <b>WT-271</b>              | \$57.39  | <b>K10WAT</b>                   | \$7.01 | CS3400                               |
| <b>WT-410</b>              | \$57.07  | <b>K20WAT</b>                   | \$7.17 | PB400E                               |
| <b>WT-201</b>              | \$42.05  | <b>K20WAT</b>                   | \$7.17 | CV54000, CVS54000H                   |
| <b>WT-424</b>              | \$63.95  | <b>K24WAT</b>                   | \$5.51 | GT2400                               |
| <b>ECHO ZAMA</b>           |          |                                 |        |                                      |
| <b>C1M-K49</b>             | \$45.35  | <b>RB-44</b>                    | \$8.16 | PB60HT                               |
| <b>C1M-K37</b>             | \$42.85  | <b>RB-61</b>                    | \$8.95 | PB46HT                               |
| <b>C1M-K24</b>             | \$39.00  | <b>RB-44</b>                    | \$8.16 | PB4600 Blower                        |
| <b>REDMAX</b>              |          |                                 |        |                                      |
| <b>HDA-138</b>             | \$78.35  |                                 |        |                                      |
| <b>K12HDA</b>              | \$6.34   |                                 |        |                                      |
| <b>HDA-26</b>              | \$49.67  | <b>K12HDA</b>                   | \$6.34 |                                      |
| <b>HDA-136</b>             | \$89.15  | <b>K12HDA</b>                   | \$6.34 |                                      |
| <b>HDA-80</b>              | \$81.04  | <b>K12HDA</b>                   | \$6.34 | EB4300                               |
| <b>WYJ-117</b>             | \$43.81  | <b>K20WYJ</b>                   | \$6.75 | HE2600 Stick Edger                   |
| <b>SHINDAIWA</b>           |          |                                 |        |                                      |
| <b>WZ-8C</b>               | \$69.39  | <b>K10-WZ</b>                   | \$7.59 | T-20 (Walbro)                        |
| <b>STIHL</b>               |          |                                 |        |                                      |
| <b>WT-264</b>              | \$57.04  | <b>K10WAT</b>                   | \$7.01 | FS72, 74, 76 Trimmer                 |
| <b>WT-38B</b>              | \$51.71  | <b>K10WAT</b>                   | \$7.01 | FS85, 90, 50-65                      |
| <b>HD-4</b>                | \$66.26  | <b>K10HD</b>                    | \$5.25 | BR320 Blower                         |
| <b>WT-45A</b>              | \$59.26  | <b>K10WAT</b>                   | \$7.01 | BR400 Blower                         |
| <b>WT-38B</b>              | \$51.71  | <b>K10WAT</b>                   | \$7.01 | CS021                                |
| <b>WYK-83</b>              | \$40.02  | <b>K21WYK</b>                   | \$8.25 | M45D                                 |
| <b>19520</b>               | \$75.25  |                                 |        | FS100RX 1480 120 0604                |
| <b>19525</b>               | \$98.40  |                                 |        | BR400 Back pack blower 4203 120 0608 |
| <b>19530</b>               | \$106.50 |                                 |        | FS74 Trimmer 4226 120 0601           |
| <b>19535</b>               | \$79.55  |                                 |        | BR550 Back pack blower 4282 120 0602 |

## PRIMER BULBS



**Part # B494408**

- Fits Quantum series engines
  - 3.5, 3.75, 4 HP engines
  - For models with Pulsa Prime carburetors
- Replaces **Briggs & Stratton 494408**  
**\$1.75**



**Part # B496115**

- Fits Quantum engines
  - 5, 5.5, 6 HP engines
- Replaces **Briggs & Stratton 496115**  
**\$1.27**



**Part # W18812**

- Fits BP250, HB180, HBC18, HBC30, HBC32 blowers
  - Fits GST18, GSTBC, ST145, ST155, ST175, ST185, ST275, ST285, T385, ST485, SX135 trimmers
- Replaces **Homelite UPS-04802, UP-10201; Walbro 188-12** **\$2.82**



**Part # P55118**

- Fits models TD18, TD24, TG33
- Replaces **Kawasaki 49043-2065**  
**\$2.66**



**Part # W188512**

- For WT23A, WYJ33, WYJ34, WYJ45, WYJ86 carburetors
- Replaces **Ryobi 683974; Walbro 188-512**  
**\$3.36**



**Part # 1414292**

- Fits BR500, BR550, BR600 blowers
  - TS700 and TS800 cut-off saws
- Replaces **Stihl 0000-350-6202**  
**\$6.99**



**Part # P07073**

- Primer bulb with fuel line
  - Fits FS350, FS400
- Replaces **Stihl 4130-350-6200**  
**\$5.03**



**Part # P07074**

- Fuel line only
  - Fits FS350, FS400
- \$4.38**



**Part # P12997**

- Fuel pump primer
  - Fits BR500 blowers; TS400, TS800 cut-off saws
- Replaces **Stihl 1130-350-6200, 0000-350-6202**  
**\$7.34**



**Part # P14936**

- Primer bulb/fuel pump
  - Fits models BR350, BR430, SR350, SR430, SR450, TS410, TS420
- Replaces **Stihl 4238-350-6201**  
**\$7.99**



**Part # T632047**

- TNT100, TNT120, ECV105, ECV110, ECV120, TVS series
  - Retainer clip
  - 1" OD x 3/4" H
- Replaces **Tecumseh 632047**  
**77¢**



**Part # T36045**

- Fits VLV-126, VLV50, VLV60, VLV-65, VLV-66 model Vector series engines
- Replaces **Tecumseh 36045A**  
**\$1.78**







## PRIMER BULBS continued

|   |   |   |
|---|---|---|
|   |   |   |
| <p><b>Part # T632694</b></p> <ul style="list-style-type: none"> <li>• Vent hole</li> <li>• Fits VLV and LEV engines</li> </ul> <p>Replaces <b>Tecumseh 632694A</b><br/> <b>\$1.51</b></p>   | <p><b>Part # W188506</b></p> <ul style="list-style-type: none"> <li>• Fits WA-135, WA148A, WA-150, WA-154, WA161, WA-162 carburetors</li> </ul> <p>Replaces <b>Walbro 188-506</b><br/> <b>\$2.90</b></p>  | <p><b>Part # W188508</b></p> <ul style="list-style-type: none"> <li>• Fits HDA-97 carburetor</li> </ul> <p>Replaces <b>Walbro 188-508</b><br/> <b>\$3.29</b></p>  |
|   |   |   |
| <p><b>Part # W188509</b></p> <ul style="list-style-type: none"> <li>• Fits HDA-51, WA-180, WA-181, WA-184, WA-185, WA-187, WA-194, WT139, WT-145, WT-184, WT-243, WT50</li> </ul> <p>Replaces <b>Walbro 188-509</b><br/> <b>\$3.30</b></p>                | <p><b>Part # W188511</b></p> <ul style="list-style-type: none"> <li>• Fits model WA-140 carburetor</li> <li>• External mount</li> </ul> <p>Replaces <b>Walbro 188-511</b><br/> <b>\$3.36</b></p>  | <p><b>Part # W18812</b></p> <ul style="list-style-type: none"> <li>• .60" OD x .55" Ht.</li> </ul> <p>Replaces <b>Walbro 188-12</b><br/> <b>\$2.82</b></p>  |
|   |   |   |
| <p><b>Part # W18811</b></p> <ul style="list-style-type: none"> <li>• For WZ series carburetors</li> <li>• .575" OD x .390" H</li> </ul> <p>Replaces <b>Walbro 188-11; Echo 123181-26030; Hoffco 211844H; Shindaiwa 20036-81670</b><br/> <b>\$2.44</b></p> | <p><b>Part # W18813</b></p> <ul style="list-style-type: none"> <li>• For HDA series carburetors</li> <li>• .725" OD x .60" H</li> </ul> <p>Replaces <b>Walbro 188-13; Green Machine 4467213; Homelite 01201, UP04802; Red Max 1491-61510</b><br/> <b>\$2.44</b></p> | <p><b>Part # 0057004</b></p> <ul style="list-style-type: none"> <li>• For C1Q carburetors</li> <li>• .675" OD x .575" H</li> </ul> <p>Replaces <b>Zama 0057003; Homelite A01195A</b><br/> <b>\$1.84</b></p> |

## FUEL LINE

| Part #               | Replaces OE #  | Description   |                       |
|----------------------|--|---|-----------------------|
| <b>FP12598</b>       | <b>Echo 900103</b>   | <ul style="list-style-type: none"> <li>• Grommet with fuel line</li> <li>• Grommet with 3 hoses</li> </ul>              | <p><b>\$3.37</b></p>  |
| <p><b>P13447</b></p> | <p><b>Echo 900103</b><br/> <b>Echo 900518</b><br/> <b>Echo 90097</b></p> | <ul style="list-style-type: none"> <li>• Fuel Pipe assembly</li> </ul>  | <p><b>\$8.95</b></p>  |
| <b>EC13370</b>       | <b>Echo 90015</b>  | <ul style="list-style-type: none"> <li>• Fuel hose, black rubber</li> <li>• 3MM ID x 5.7MM OD</li> <li>• 25'</li> </ul> | <p><b>\$15.70</b></p> |

## FUEL LINE continued

| Part #         | Replaces OE #                | Description  |                |   |
|----------------|------------------------------|--|----------------|---|
| <b>EC13369</b> | <b>Echo 90014</b>            | <ul style="list-style-type: none"> <li>Fuel hose, black rubber</li> <li>2.55MM ID x 5MM OD</li> <li>25'</li> </ul> | <b>\$14.65</b> |    |
| <b>P55139</b>  | <b>Shindaiwa 20000-85303</b> | <ul style="list-style-type: none"> <li>Fuel tube assembly</li> <li>Fits T-25, 25, C35 model trimmers</li> </ul>    | <b>\$9.72</b>  |    |
| <b>1807134</b> | <b>Stihl 1128-358-7701</b>   | <ul style="list-style-type: none"> <li>For MS341, 361, 440, 460</li> </ul>   | <b>\$8.95</b>  |    |
| <b>1807135</b> | <b>Stihl 1119-358-7702</b>   | <ul style="list-style-type: none"> <li>For MS381</li> </ul>  | <b>\$8.95</b>  |    |
| <b>1807136</b> | <b>Stihl 1124-358-7700</b>   | <ul style="list-style-type: none"> <li>For MS640, 660, 780, 088, 084</li> </ul>                                    | <b>\$6.95</b>  |   |
| <b>P07074</b>  |                              | <ul style="list-style-type: none"> <li>FS350, FS400</li> </ul>   | <b>\$4.38</b>  |  |

- Specially formulated gas and oil vinyl tubing
- For use with lawnmowers, chain saws, snowmobiles
- Maintains air tight seal on fittings - even in extreme temperatures
- Translucent material resists swelling or hardening

| Part #        | ID    | OD    | Length  |                |
|---------------|-------|-------|---------|----------------|
| <b>P07162</b> | 1/16" | 1/8"  | 12-1/2' | <b>\$12.72</b> |
| <b>P07263</b> | .080" | .140" | 12-1/2' | <b>\$13.17</b> |
| <b>P07255</b> | .080" | .140" | 25'     | <b>\$17.40</b> |
| <b>P07261</b> | 3/32" | 3/16" | 25'     | <b>\$16.26</b> |
| <b>P07265</b> | 1/8"  | 3/16" | 12-1/2' | <b>\$18.87</b> |
| <b>P07260</b> | 3/16" | 5/16" | 25'     | <b>\$28.01</b> |
| <b>P07258</b> | 1/4"  | 3/8"  | 25'     | <b>\$34.43</b> |



## FUEL FILTERS




| Part #         | Replaces OE #   | Description   |   |  |
|----------------|---|---|---|--|
| <b>P35280</b>  | Bobcat 38283<br>Bobcat 38666<br>Exmark 303197<br>Gravely 2140800<br>John Deere AM116301<br>Kohler 2505003<br>Onan 149-2206-01 | <ul style="list-style-type: none"> <li>• Universal 2-step filter for all gas engines</li> <li>• Progressive barbs for 1/4" &amp; 5/16" fuel line</li> <li>• 20-25 micron</li> <li>• 4-3/8" L x 1-1/2" dia.</li> </ul> | <b>\$1.52</b><br><i>\$1.15 ea. for 10 or more</i> |  |
| <b>FF15</b>    | Briggs & Stratton<br>John Deere PT4265<br>Scag 48057-02<br>Snapper 1-4359   | <ul style="list-style-type: none"> <li>• Fits 1/4" fuel line</li> <li>• For engine without fuel pumps</li> <li>• 150 micron w/stainless steel screen element</li> <li>• 1.75" L x 1.325" dia.</li> </ul>              | <b>\$1.28</b>                                     |  |
| <b>P12313</b>  | Dixie Chopper   | <ul style="list-style-type: none"> <li>• Gas and water separator</li> <li>• 10 micron</li> </ul>  | <b>\$11.50</b>                                    |  |
| <b>1513357</b> | Honda 16910-ZE4-S21   |   | <b>\$4.99</b>                                     |  |
| <b>1507129</b> | Honda 16955-ZE1-000<br>Honda 16956-ZE1-000  | <ul style="list-style-type: none"> <li>• Brass</li> <li>• For GX120, 140, 160, GX200, 270, 340, 390</li> </ul>  | <b>\$4.95</b>                                     |  |
| <b>FF17</b>    | Kawasaki 490197001  | <ul style="list-style-type: none"> <li>• Fits 1/4" fuel line</li> <li>• 13 HP - 20 HP engines</li> <li>• 2-3/4" L x 1.1" dia.</li> </ul>  | <b>\$2.50</b>                                     |  |
| <b>FF07062</b> | Kawasaki 49019-1055   | <ul style="list-style-type: none"> <li>• For 1/4" fuel line</li> </ul>  | <b>\$5.21</b>                                     |  |
| <b>FF07122</b> | Kawasaki 49019-7005   | <ul style="list-style-type: none"> <li>• For 1/4" fuel line</li> <li>• Translucent plastic</li> <li>• 30 micron</li> <li>• 2-3/8" x 1-5/8" OD</li> <li>• E85 Compatible</li> </ul>                                    | <b>\$2.85</b>                                     |  |
| <b>FF07111</b> | Kohler 24-050-02<br>Toro 83-1320<br>Toro 94-2690  | <ul style="list-style-type: none"> <li>• Fits 1/4" fuel line</li> <li>• 10 micron</li> <li>• Fits Toro Greensmaster 300, 3000, 3100 and Sand Pro</li> </ul>   | <b>\$5.73</b>                                     |  |
| <b>1513652</b> | Kohler 25-050-07-S<br>Kohler 25-050-02-S  | <ul style="list-style-type: none"> <li>• Fits 3/16" and 1/4" fuel line</li> <li>• 2-1/4" length</li> <li>• 75 micron</li> </ul>   | <b>\$3.50</b>                                     |  |






## FUEL FILTERS continued

| Part #           | Replaces OE #                                    | Description  |               |   |
|------------------|--|--|---------------|---|
| <b>1507133</b>   | <b>Stihl 0000-350-3506</b>                       | <ul style="list-style-type: none"> <li>• For TS410 and TS420, FS300, FS350, FS400, FS450, FS480</li> <li>• 3/4" OD x 1-3/4" L</li> </ul>     | <b>\$6.71</b> |    |
| <b>P07109</b>    | <b>Stihl 1115-350-3503</b>                       | <ul style="list-style-type: none"> <li>• 1/4" fuel line</li> <li>• Fits most models of chain saws</li> <li>• 23/32" OD x 1-3/4" L</li> </ul> | <b>\$8.27</b> |    |
| <b>P07217</b>    | <b>Stihl 1120-350-3500</b>                       | <ul style="list-style-type: none"> <li>• For chain saws</li> <li>• Fits models 021, 023, 025, 020T, 070, 034, 038, 029, 036</li> </ul>       | <b>\$3.52</b> |    |
| <b>176100</b>    | <b>Stihl 0000-350-3502</b>                       | <ul style="list-style-type: none"> <li>• Fuel filter</li> <li>• Fits BR series blowers</li> <li>• Fits FS series trimmers</li> </ul>         | <b>\$5.99</b> |    |
| <b>176110</b>    | <b>Stihl 0000-350-3514</b>                       | <ul style="list-style-type: none"> <li>• Fuel filter</li> <li>• Fits BR500, 550 and 600 series blowers</li> </ul>                            | <b>\$5.50</b> |   |
| <b>WAL125527</b> | <b>Walbro</b>                                    | <ul style="list-style-type: none"> <li>• Fits engines up to 33cc</li> <li>• For 3/16" fuel line</li> <li>• Felt filter</li> </ul>            | <b>\$2.25</b> |  |
| <b>WAL125528</b> | <b>Walbro</b>                                    | <ul style="list-style-type: none"> <li>• Fits engines up to 80cc</li> <li>• For 3/16" fuel line</li> <li>• Felt filter</li> </ul>            | <b>\$2.89</b> |  |
| <b>W125532</b>   | <b>Walbro 125-532</b><br><b>Walbro 125-532-1</b> | <ul style="list-style-type: none"> <li>• Fits engines 30cc-125cc</li> <li>• For 3/16" ID fuel line</li> <li>• Felt filter</li> </ul>         | <b>\$3.21</b> |  |
| <b>W125535</b>   | <b>Walbro 125-535</b><br><b>Walbro 125-535-1</b> | <ul style="list-style-type: none"> <li>• For 3/16" ID fuel line</li> <li>• Felt filter</li> </ul>  | <b>\$3.61</b> |  |
| <b>W125552</b>   | <b>Walbro 125-552</b><br><b>Walbro 125-552-1</b> | <ul style="list-style-type: none"> <li>• For 3/16" ID fuel line</li> <li>• Non-replaceable filter</li> </ul>                                 | <b>\$2.30</b> |  |
| <b>ZF2</b>       | <b>Zama ZF2</b>                                  | <ul style="list-style-type: none"> <li>• For 3/16" fuel line</li> <li>• Use on small CC engines</li> <li>• 175 micron</li> </ul>             | <b>\$1.09</b> |  |

## FUEL FILTERS continued

| Part # | Replaces OE # | Description   |        |   |
|--------|---------------|---|--------|---|
| ZF3    | Zama ZF3      | <ul style="list-style-type: none"> <li>For 1/8" fuel line</li> <li>Use on small CC engines</li> <li>175 micron</li> </ul>   | \$2.99 |  |
| ZF4    | Zama ZF4      | <ul style="list-style-type: none"> <li>For 3/16" fuel line</li> <li>Use on larger CC engines</li> <li>175 micron</li> </ul> | \$2.99 |  |
| ZF5    | Zama ZF5      | <ul style="list-style-type: none"> <li>For 1/4" fuel line</li> <li>Use on larger CC engines</li> <li>175 micron</li> </ul>  | \$2.99 |  |

## IN-TANK FUEL FILTERS

| Part # | Replaces OE #   | Description   |                                   |   |
|--------|---|---|-----------------------------------|---|
| P55157 | Echo 131300-56430<br>Echo A356000040  | <ul style="list-style-type: none"> <li>Vent assembly</li> <li>Fits 3GT1100, 2000, 2100, 2102, 2103, 2400, SRM1500, 1501, 2100, 2300, 2301, 2400, 2500, 2501, 2510, 3000, 3800, SRS2100, PE2400, PB1000/1010, 2400, ES2000, SHR2100</li> <li>For 3/16" line</li> <li>3/8" OD x 1" L</li> </ul> | \$4.18<br>or \$2.99 for 5 or more |   |
| FF203  | Husqvarna 503-4432-01<br>Husqvarna 5018776-01<br>Husqvarna 5018776-02<br>Husqvarna 5021618-01 | <ul style="list-style-type: none"> <li>For 3/16" fuel line</li> <li>Fits 35, 40, 41, 42, 45, 50, 51, 61, 66, 181, 234, 298, 2100, 2101, 394 Pro (165R, RX, 244RX)</li> <li>30 micron</li> </ul>   | \$3.70                            |  |
| FF1    | Homelite 49422<br>McCulloch 216985  | <ul style="list-style-type: none"> <li>Fits Homelite mini saws and trimmers with 1/8" pick up fuel line</li> </ul>  | \$1.44                            |  |

## FUEL TANKS



### Part # P07600

- For GX160

 Replaces **Honda 17510-ZE1-020ZA**, code 3683661  
**\$21.44**



### Part # P07601

- For GX240

 Replaces **Honda 17510-ZE2-10ZA**, code 3690070, **17510-ZE2-20ZA**  
**\$21.44**



### Part # P07602

- For GX360, GX390, GX340

 Replaces **Honda 17510-ZE3-010ZA**, code 3713278, **17510-ZE3-20ZA**  
**\$26.57**

## IN-LINE FUEL SHUT-OFF

### Part # FF20

- Fits 1/4" ID fuel line
  - Plastic
  - Install according to markings on the valve
- Replaces **B&S 494768; John Deere AM107911**  
**\$2.99**



### Part # H07409

- For model GXV135/160
- Replaces **Honda 16950-ZG9-M02, code 5028923**  
**\$4.21**



### Part # FF07400

- 1/8" pipe thread, zinc
  - Tank mount with screen
  - 1/4" nipple, fuel line mount
- Replaces **AMF 42879; Bolens 1703896, 1718029; Gravely 18563; John Deere AM31850, PT8655; Lawn Boy 677052; Noma 42879; Scag 48056; Toro 304-71**  
**\$4.29**



## FUEL PUMPS

### Part # FP07012

- For KT17, KT19, M18, M20, MV16, MV18 and MV20 series engines
  - 1-7/8" arm length
  - 1/8" pipe thread inlet and outlet
  - Plastic
- Replaces **Kohler 52-559-01, 52-559-02**  
**\$51.98**



### Part # FP170

- Replaces **Kawasaki 49040-7001 Kohler 24-393-16; B&S 808656**  
**\$20.95**



### Part # 1813386

- Fits models CH11-CH15 and CV11-CV16
  - 1/4" fuel line
- Replaces **Kohler 12-559-02S, 12-393-03 12-559-01**  
**\$39.25**



### Part # P14896

- Fuel pump
  - Plastic body
  - Fits numerous K141, K161, K181 & M8 series engines
- Replaces **Kohler A-231796-S, C-230361-S, 41 393 09-S, 41 393 10-S, 41 559 01-S, 41 559 02-S**  
**\$63.93**



## FUEL TANK BUSHING

### Part # FT10

- Fits 33/64" dia. fuel tank
- Replaces **Bolens 173-8433; MTD 735-0149; Noma 42690; Simplicity 1654930; Snapper 1-2337; Toro 46-6560; Wheel Horse 1654930; Scag 48309; Ariens 75093**  
**\$1.72**



## FUEL TANK GROMMET

### Part # ECV137

- Fuel tank grommet
- Replaces **Echo V137000030**  
**\$2.99**



## ELBOW CONNECTOR

### Part # P110185

- Fits BR400 backpack blowers
- Replaces **Stihl 1111 353 2500**  
**\$8.28**



## HOSE CLAMPS

### Part # HC02041

- For 1/8" fuel line
  - .310" ID
- 60¢**



### Part # HC02040

- For 1/4" and 3/16" fuel line
  - .455" ID
- 60¢**



## FITTINGS

### Part # P07393

- Fuel tank joint
  - For GX110, 120, 140, 160, 240, 340, 390
- Replaces **Honda 16955-ZE1-000, code 1427459**  
**\$4.52**



## FUEL CAPS



Made by  
OEM Supplier

### Part # P07315

- Fits all Bunton walkbehinds
  - 2" ID
  - Vented
  - Not compatible with E-20 or E-85 ethanol fuel
- Replaces **Bunton PL8122**  
**\$10.56**



### Part # FP12084

- Gas cap
  - Locking vent
  - 2-1/4" dia.
- Replaces **Dixie Chopper 600035**  
**\$11.17**



### Part # 1713530

- Internal retainer
  - Fits string trimmers, backpack blowers, etc.
  - Non-vented cap
  - 1-7/8" OD
- Replaces **Echo 1310045530**  
**\$3.50**



### Part # 1713531

- Fuel cap assembly with retainer
  - Fits models PB403, 403H, 403T, 413, 413H, 413T, PB460LN, 602, 610, 620
  - 2" OD
- Replaces **Echo 13160009861, 3160009861, 1316000980, 13100406610, 1316003360**  
**\$4.95**



### Part # PB1EC28

- Fits Echo trimmers and home owner blowers models GT, SRM, HC, PB, and PE
- Replaces **Echo 131-004-40930, 131004-55730**  
**\$3.36**



### Part # PB1EC61

- Fits Echo SRM2100, HC2400, SRM2500
- Replaces **Echo 131-004-48730, 131-004-55830**  
**\$3.25**



Made by  
OEM Supplier

### Part # P07317

- Fits models Viking, Explorer, Lazer Z, Metro, Turf Ranger, Turf Tracer and 300 series tractors
  - For 9" tank depth
  - 2" ID
  - Not compatible with E-20 or E-85 ethanol fuel
- Replaces **Exmark 1-543365, 1-303284, 1-513508**  
**\$14.48**



### Part # P9700

- Hydro Cap
  - 1-5/16" OD x 1-1/2" ID
- Replaces **Exmark 1-513167**  
**\$6.01**



### Part # P07025

- Gas Cap
  - For GCV130 and GCV160 model engines
- Replaces **Honda 17620-ZL8-003**  
**\$4.15**




### Part # P55126

- Gas Cap
  - 4 - 8 HP engines
  - GX110, GX120, GX140, GX160, GX240
  - Tang style plastic cap for 1-1/2" opening
  - Plastic
- Replaces **Honda 17620-ZE2-W000**  
**\$6.89**



### Part # P07318

- Gas Cap
  - GXV120, GXV160
- Replaces **Honda 17620-ZE7-000, code 2289833**  
**\$7.87**



### Part # P07319

- Gas Cap
  - Models GX340, GX390
- Replaces **Honda 17620-ZH7-023, code 5344817**  
**\$7.88**

## FUEL CAPS continued



**Part # P55125**

- 4 - 8 HP engines
  - GX110, GX120, GX140, GX160, GX240
  - Tang style cap, fits 1-3/4" opening
- Replaces **Honda 176200-ZH7-013, 17620-ZH7-023**  
**\$6.16**



**Part # P779306**

- For new style tanks
  - 2" ID
  - Vented with shutoff
  - Not compatible w/E-20 or E-83 ethanol
- Replaces **Hustler 779306;**  
**John Deere AM107344, AM104032**  
**\$4.99**



**Part # P125144**

- Gas cap with vent - 3-9/32" ID
  - Not compatible w/ E-20 or E-83 ethanol
- Replaces **John Deere RE64733, TCA12439;**  
**Exmark 109-0346; 103-3536, 103-2107;**  
**Great Dane D18097; Scag 482547; Toro 88-3980;**  
**Husqvarna 539106188**  
**\$14.95**



**Part # P55018**

- Breather
  - For brushcutters and trimmers; Kaaz trimmers
  - Model TA024
  - Husqvarna 140 blower
  - 1-1/2" ID vented
- Replaces **Kawasaki 51049-2057, 51049-2091**  
**\$10.36**



**Part # P55129**

- Gas Cap
  - For EY-15 and EY-20 models
  - Tang style cap for 1-3/4" opening
- Replacement for Robin  
**No Longer Available**



Made by  
OEM Supplier

**Part # P07315**

- Fits all walkbehind models
  - Vented
  - 2" ID
  - Not compatible w/E-20 or E-85 ethanol
- Replaces **Scag 48311, 481603**  
**\$10.56**



**Part # P12439**

- Gas Cap
  - 3-9/32" ID
  - Not compatible w/E-20 or E-85 ethanol
- Replaces **Scag 482547**  
**\$17.31**



**Part # P12566**

- Gas Cap
  - Fits Turf Tiger with 2-1/4" fuel tank neck
- Replaces **Scag 481661**  
**\$24.72**



**Part # P12567**

- Gas Cap
  - Fits Turf Tiger with 3-1/2" fuel tank neck
- Replaces **Scag 482497**  
**\$28.00**



**Part # P55097**

- Gas Cap
  - Models T20, T25, T25, C25, B45, LT20, F21, C20, T/C24
  - No vent
- Replaces **Shindaiwa 200000-85200**  
**\$6.48**



**Part # P55009**

- Fuel cap assembly
  - T-20 trimmer
- Replaces **Shindaiwa 20050-8520**  
**No Longer Available**



**Part # P55109**

- Gas Cap
  - Fits FS80
  - New style
- Replaces **Stihl 4114-350-0502**  
**\$9.26**

## FUEL CAPS continued



**Part # P14729**

- Fuel cap
  - Fits models 017, 108, 019, MS170, MS180, MS190
- Replaces **Stihl 1130-350-0500**  
**\$3.99**



**Part # GC525**

- Gas Cap
  - Fits Stihl blowers and saws
  - Blower models BR550, B600
- Replaces **Stihl 0000-350-0525**  
**\$11.00**



**Part # P9700**

- Hydro Tank Cap
  - 1-5/16" OD x 1-1/2" ID
- Replaces **Toro E513167**  
**\$6.01**

## OIL, LUBRICANTS, CHEMICALS

- 2 & 4 cycle oil
- Hydro Fluid
- Bar & Chain oil
- Fuel Stabilizer
- Slime
- Fix A Flat
- Deep Creep
- Fast Orange
- ..... and more

See pages 275-279



## JUSTRITE SAFETY CANS

Counterbalance engineering offers easy, safe handling of flammable liquids.

- Fully compliant - meets OSHA and NFPA Code 30
- Passes independent rigorous testing - FM approved, UL/ULC certified. All are accepted under CARB.
- Self-closing lid controls vapors and spills.
- Full length, chemically resistant stainless steel flame arrester dissipates heat to prevent flashback ignition. Longer length allows easy, secure placement of gas nozzle.
- Large ID Zone identifies contents to reduce misuse or to designate department, shift or crew
- Leakproof, positive pressure relief cap automatically vents to prevent rupture or explosion
- Rounded steel comfort handle doesn't cut into hand
- Premium 24-gauge coated steel body and handle for maximum durability and chemical resistance
- Large 1/2" (13mm) grip lip along bottom helps support pouring
- Reinforcing ribs strengthen side walls for extra "bumper guard" protection
- Double-lock seams provide four thicknesses of steel to guard against bumps and bangs
- Durable, high-gloss powder paint finish resists solvents, corrosion and humidity
- Trilingual warning label in English/Spanish/French
- 100% tested to guarantee leakproof construction

Use color to help designate contents and segregate liquids

Type 1 safety cans are available in a variety of colors that are suitable for the storage of flammable liquids. Now it's easy to differentiate between various types of liquids and avoid costly errors when more than one type of liquid is needed at a particular worksite.

- Red is the most widely used (and OSHA required) choice for flammable liquids
- Blue cans are frequently used for storage of kerosene
- Yellow cans can be used to designate the storage of diesel fuel

### Part # 7125110

- Type I Red Safety Can
- 2-1/2 gallon
- Comes with fold down poly-funnel
- 11-3/4" outer dia. x 11-1/2" H

**\$33.45 ea.**



### Part # 7150210

- Type I Yellow Safety Can
- 5 gallon
- Comes with fold down poly-funnel
- 11-3/4" outer dia. x 16-7/8" H

**\$38.15 ea. 1-2**

**\$34.00 ea. 3+**



### Part # 7225121

- Type 2 Red Safety Can
- 2-1/2 gallon
- 5/8" hose
- 11-3/4" outer dia. x 11-1/2" H

**\$69.00 ea.**



### Part # 7150310

- Type I Blue Safety Can
- 5 gallon
- Comes with fold down poly-funnel
- 11-3/4" outer dia. x 16-7/8" H

**\$38.15 ea. 1-2**

**\$34.00 ea. 3+**



### Part # 7125310

- Blue Safety Can
- 2-1/2 gallon

**\$45.00 ea.**



### Part # 7150410

- Green Safety Can
- 5 gallon



### Part # 7150110

- Type I Red Safety Can
- 5 gallon
- Comes with fold down poly-funnel
- 11-3/4" outer dia. x 16-7/8" H

**\$38.00 ea. 1-2**

**\$36.00 ea. 3-5**

**\$32.00 ea. 6+**



# Carburetor Application Guide



| OEM Part #          | Engine Model | Walbro #    | Repair Kit # | Gasket Kit # | Metering Spring | OEM Part #                    | Engine Model | Walbro #  | Repair Kit # | Gasket Kit # | Metering Spring |
|---------------------|--------------|-------------|--------------|--------------|-----------------|-------------------------------|--------------|-----------|--------------|--------------|-----------------|
| <b>ECHO</b>         |              |             |              |              |                 | <b>ECHO continued</b>         |              |           |              |              |                 |
| <b>Air Cleaner</b>  |              |             |              |              |                 | <b>Brush Cutter continued</b> |              |           |              |              |                 |
| A02-7224-0250       | Air Cleaner  | CAA-131-1   | K10-WZ       | D10-WZ       | 98-189-7        | 123-000-44430                 | GT2101       | WYL-1-1   | K20-WYL      | D11-WYL      | 98-304-7        |
| 130-300-05 160      | Air Cleaner  | CAA-73A     | K21-WYK      | D21-WYK      | 98-3160-7       | 123-000-40430                 | SRM 310      | WA-175A   | K10-WAT      | D10-WAT      | 98-189-7        |
| Backpack Unit       |              |             |              |              |                 | 123-000-06230                 | SRM 501      | WA-39-1   | K10-WAT      | D10-WAT      | 98-300-7        |
| 123-000-12111       | SHPA 703     | WYK-5       | K20-WYK      | D20-WYK      | 98-300-7        | A02-1209-1251                 | SRM 260      | WYJ-315A  | K20-WYJ      | D20-WYJ      | 98-3160-7       |
| <b>Blower</b>       |              |             |              |              |                 | 123-000-04421                 | K 3          | WA-45-1   | K10-WAT      | D10-WAT      | 98-189-7        |
| A02-1113-2350       | PB206        | WYK-190-1   | K21-WYK      | D21-WYK      | 98-3160-7       | 123-000-04321                 | KEH 202      | WA-28-1   | K10-WAT      | D10-WAT      | 98-189-7        |
| 848-G7S-8100        | G43L         | WYK-191A    | K21-WYK      | D21-WYK      | 98-3160-7       | 123-000-09320                 | SRM 210AE    | WA-143-1  | K10-WAT      | D10-WAT      | 98-189-7        |
| 123-000-09560       | PB 2400      | WT-274A     | K21-WAT      | D21-WAT      | 98-350-7        | 123-000-09320                 | GT200 B      | WA-143-1  | K10-WAT      | D10-WAT      | 98-189-7        |
| A02 0111-20950      | PB-650R      | WYK-180A    | K21-WYK      | D21-WYK      | 98-3160-7       | 123-000-09320                 | SRM 200 BE   | WA-143-1  | K10-WAT      | D10-WAT      | 98-189-7        |
| A02-112-0750        | PB 650       | WYK-150A    | K21-WYK      | D21-WYK      | 98-3160-7       | A02-100-0540                  |              | WYL-180A  | K20-WYL      | D11-WYL      | 98-3160-7       |
| 123-000-03662       | PB 210 E     | WT-409B     | K20-WAT      | D10-WAT      | 98-350-7        | 123-000-24430                 | SRM 300AE    | WA-141-1  | K10-WAT      | D10-WAT      | 98-189-7        |
| 123-000-02263       | PB 400 E     | WT-410C     | K20-WAT      | D10-WAT      | 98-350-7        | 123-000-23231                 | SRM 190      | WA-132-1  | K10-WAT      | D10-WAT      | 98-189-7        |
| 123-000-09660       | PB 2400      | WT-314-1    | K22-WAT      | D22-WAT      | 98-350-7        | 123-000-22131                 | SRM 302 BDX  | WA-131-1  | K10-WAT      | D10-WAT      | 98-189-7        |
| A02-1216-0255       | PB 4500      | WYK-134C    | K21-WYK      | D21-WYK      | 98-3160-7       | 123-000-24830                 | SRM 400AE    | WA-142-1  | K10-WAT      | D10-WAT      | 98-189-7        |
| 123-000-04261       | PB 4500      | WA-191-306  | K10-WAT      | D10-WAT      | 98-304-7        | A021212-1351                  | SRM-330      | WYJ-312A  | K20-WYJ      | D20-WYJ      | 98-3160-7       |
| 123-000-04261       | PB 4500      | WA-191B     | K10-WAT      | D10-WAT      | 98-304-7        | 123-000-45130                 | GTB-1100     | WYL-6-1   | K20-WYL      | D11-WYL      | 98-304-7        |
| 123-000-03360       | PB 210-E     | WA-157-1    | K10-WAT      | D10-WAT      | 98-304-7        | 123-000-21930                 | GT160        | WA-123A   | K10-WAT      | D10-WAT      | 98-350-7        |
| 123-000-03460       | PB 300 E     | WA-162-1    | K10-WAT      | D10-WAT      | 98-304-7        | A021212-1650                  | SRM-3500ES   | WYJ-373-1 | K20-WYJ      | D20-WYJ      | 98-3160-7       |
| A02-100-0120        | PB 260 L     | WYJ-257A    | K20-WYJ      | D10-WYJ      | 98-3160-7       | 123-000-48330                 | SRA253 D     | WZ-44-1   | K10-WZ       | D10-WZ       | 98-189-7        |
| A02-100-0120        | PB 260 LN    | WYJ-257A    | K20-WYJ      | D10-WYJ      | 98-3160-7       | 123-000-06720                 | SRM 300      | WA-87-1   | K10-WAT      | D10-WAT      | 98-189-7        |
| 123-000-09664       | PB 2400      | WT-417C     | K20-WAT      | D10-WAT      | 98-304-7        | 123-000-56431                 | SRM 230      | WYK-70A   | K21-WYK      | D21-WYK      | 98-3160-7       |
| 123-000-00762       | PB 400       | WA-55-1     | K10-WAT      | D10-WAT      | 98-189-7        | 123-000-48730                 | GT 1100      | WYL-10-1  | K20-WYL      | D11-WYL      | 98-304-7        |
| 123-000-00762       | PB 400 E     | WA-55B      | K10-WAT      | D10-WAT      | 98-189-7        | 123-000-56431                 | SRM 260      | WYK-70A   | K21-WYK      | D21-WYK      | 98-3160-7       |
| <b>Brush Cutter</b> |              |             |              |              |                 | 123-000-49833                 | RMHB 212     | WYK-8B    | K20-WYK      | D20-WYK      | 98-300-7        |
| A02-1000750         | SRM 311      | WYK-189-1   | K21-WYK      | D21-WYK      | 98-3160-7       | 123-000-49833                 | RMAHB 212    | WYK-8B    | K20-WYK      | D20-WYK      | 98-300-7        |
| 123-000-26030       | SRM 160 M    | WZ-23-1     | K10-WZ       | D10-WZ       | 98-189-7        | <b>Chain Saw</b>              |              |           |              |              |                 |
| A02-100-051         | SRM 260      | WYJ-250C    | K20-WYJ      | D20-WYJ      | 98-3160-7       | 123-000-36030                 | CSV361       | WT-86B    | K10-WAT      | D10-WAT      | 98-350-7        |
| 123-000-21430       | SRM 402 DE   | WA-106-1    | K10-WAT      | D10-WAT      | 98-189-7        | 123-000-35430                 | CS 3600      | WT-88A    | K10-WAT      | D10-WAT      | 98-350-7        |
| 123-000-46130       | AT250        | WY-57-1     | K10-WY       | D10-WY       | 98-300-7        | 123-000-39333                 | CSV4000      | WT-416-1  | K20-WAT      | D10-WAT      | 98-304-7        |
| 123-000-51430       | SRM 3800     | WT-297-1    | K21-WAT      | D21-WAT      | 98-350-7        | 123-000-12431                 | CS 702VL     | SDC-70-1  | K10-SDC      | D10-SDC      | 98-192-7        |
| A02-1205-1350       | SRE 242      | WYK-163B    | K21-WYK      | D21-WYK      | 98-3160-7       | A021519-0750                  | CS-270-W     | WT-845-1  | K20-WAT      | D20-WAT      | 98-3248-7       |
| A02-1205-1350       | SRE 240      | WYK-163B    | K21-WYK      | D21-WYK      | 98-3160-7       | 123-000-11421                 | GET650       | HDA-69-1  | K12-HDA      | D11-HDA      | 98-189-7        |
| 123-000-43131       | SRM 3800     | WT-74A      | K10-WAT      | D10-WAT      | 98-350-7        | A02-1323-0351                 | CS2700       | WT-646-1  | K20-WAT      | D20-WAT      | 98-32487-7      |
| A02-1000750         | SRM 311      | WYK-189-306 | K21-WYK      | D21-WYK      | 98-3160-7       | 123-000-37530                 | CS 5000      | HDA-82-1  | KDD-HDA      | D22-HDA      | 98-189-7        |
| A02-1000700         | SRM 260L     | WYK-186-1   | K21-WYK      | D21-WYK      | 98-3160-7       | 123-000-37530                 | CSV453       | HDA-81-1  | K22-HDA      | D22-HDA      | 98-189-7        |
| A02-1000700         | SRM 261L     | WYK-186-1   | K21-WYK      | D21-WYK      | 98-3160-7       | A02-1000-230                  | CS 301       | WT-589-1  | K20-WAT      | D10-WAT      | 98-3270-7       |
| 123-000-48530       | SRM 2010 M   | WZ-45-1     | K10-WZ       | D10-WZ       | 98-189-7        | 123-000-19930                 | CSV451       | HDA-28E   | K12-HDA      | D11-HDA      | 98-350-7        |
| 123-000-40030       | SRM 209 PS   | WZ-24-1     | K10-WZ       | D10-WZ       | 98-189-7        | A02-1324-1150                 | CSE3500      | WT-724-1  | D20-WAT      | K20-WAT      | 98-3255-7       |
| 123-000-55832       | SRM 3100     | WT-418B     | K20-WAT      | D10-WAT      | 98-350-7        | 123-000-32632                 | CS 6700      | HDA-151A  | K12-HDA      | D11-HDA      | 98-3270-7       |
| 123-000-40230       | SRM 251 PS   | WZ-25-1     | K10-WZ       | D10-WZ       | 98-189-7        | 123-000-38832                 | CS 8000      | HDA-153B  | K12-HDA      | D11-HDA      | 98-3270-7       |
| 123-000-12111       | SHPA 703     | WYK-5-1     | K20-WYK      | D20-WYK      | 98-300-7        | A02-1324-0950                 | CSE320T      | WT-725B   | K20-WAT      | D20-WAT      | 98-3248-7       |
| 123-000-45130       | GTB 2101     | WYL-6-1     | K20-WYL      | D11-WYL      | 98-304-7        | A02-1325-0251                 | CS-370       | WT-794-1  | K10-WAT      | D10-WAT      | 98-3228-7       |
| 1123-001-43132      | SRM 3800     | WT-415B     | K20-WAT      | D10-WAT      | 98-350-7        | A021323-0351                  | CS-260W      | WT-646-1  | K20-WAT      | D20-WAT      | 98-3248-7       |
| 123-000-48330       | RMA 253      | WZ-44-1     | K10-WZ       | D10-WZ       | 98-189-7        | 123-000-32432                 | CS 6700      | HDA-76-1  | K12-HDA      | D11-HDA      | 98-266-7        |
| 123-000-55832       | SRM 3400     | WT-418B     | K20-WAT      | D10-WAT      | 98-350-7        | 123-000-10633                 | CS 1001 VL   | SDC-76-1  | K10-SDC      | D10-SDC      | 98-320-7        |
| A02-1216-0350       | RM 5000      | WYK-158A    | K21-WYK      | D21-WYK      | 98-3160-7       | 123-000-16132                 | CS 601 TVL   | HDA-7-1   | K22-HDA      | D22-HDA      | 98-270-7        |
| 123-000-57730       | SRM 2601     | WYJ-192A    | K20-WYJ      | D10-WYJ      | 98-3160-7       | 123-000-16132                 | CST610 EVLP  | HDA-7-1   | K22-HDA      | D22-HDA      | 98-270-7        |
| A021209-0350        | SRM 2601     | WYJ-192A    | K20-WYJ      | D10-WYJ      | 98-3160-7       | 123-000-16132                 | CST610-EVL   | HDA-7-1   | K22-HDA      | D22-HDA      | 98-270-7        |
| 123-000-34231       | SRM 4600     | WT-77A      | K10-WAT      | D10-WAT      | 98-350-7        | 123-000-16132                 | CS 601 TVLA  | HDA-7A    | K22-HDA      | D22-HDA      | 98-270-7        |
| 123-000-40830       | E 3 2200     | WY-28-1     | K10-WY       | D10-WY       | 98-350-7        | 123-000-14730                 | CS 900 EVL   | SDC-77-1  | K10-SDC      | D10-SDC      | 98-192-7        |
| 123-000-41030       | SRM 3000     | WY-21-1     | K10-WY       | D10-WY       | 98-189-7        | A02-1000-220                  | CS 510       | WT-594-1  | K20-WAT      | D20-WAT      | 98-304-7        |
| 123-000-55730       | SRM 3400     | WT-333-1    | K20-WAT      | D20-WAT      | 98-350-7        | A02-1323-0351                 | CS2700       | WT-646-1  | K20-WAT      | D20-WAT      | 98-3248-7       |
| 123-000-41030       | SRM 3010     | WY-21-1     | K10-WY       | D10-WY       | 98-189-7        | A021323-0351                  | CS-260W      | WT-646-1  | K20-WAT      | D20-WAT      | 98-3248-7       |
| 123-000-55730       | SRM 3100     | WT-333-1    | K20-WAT      | D20-WAT      | 98-350-7        | 123-000-35630                 | CSV281       | WYP-3A    | K20-WYMP     | D20-WYMP     | 98-350-7        |
| 123-000-55630       | SRM 3400     | WT-344-1    | K22-WAT      | D22-WAT      | 98-350-7        | 123-000-39832                 | CS5000       | HDA-145B  | K12-HDA      | D11-HDA      | 98-189-7        |
| 123-000-55630       | SRM 3100     | WT-344-1    | K22-WAT      | D22-WAT      | 98-350-7        | 123-000-35830                 | CS 2800      | WYP-4A    | K20-WYMP     | D20-WYMP     | 98-350-7        |
| 123-000-51830       | SRM 2400     | WYJ-220A    | K20-WYJ      | D10-WYJ      | 98-3160-7       | 123-000-13730                 | CS 500 EVLP  | HDA-3-1   | K22-HDA      | D22-HDA      | 98-189-7        |
| 123-000-47532       | CLSB 4600    | WT-120B     | K10-WAT      | D10-WAT      | 98-387-7        | A02-1324-0152                 | CS-350T      | WT-644-1  | K20-WAT      | D20-WAT      | 98-3248-7       |
| A02-1000302         | SRM 400      | SYK-152C    | K21-WYK      | D21-WYK      | 98-3160-7       | A02-1324-0152                 | CS-350T      | WT-622B   | K10-WAT      | D10-WAT      | 98-3248-7       |
| A02-1216-0350       | SRM 5000     | WYK-158A    | K21-WYK      | D21-WYK      | 98-3160-7       | 123-000-0252                  | EB 260T      | WT-612B   | K20-WAT      | D20-WAT      | 98-3248-7       |
| 123-000-40830       | SRM 2000     | WY-28-1     | K10-WY       | D10-WY       | 98-350-7        | 123-000-39631                 | CS 3000      | WT-317-1  | K10-WAT      | D10-WAT      | 98-350-7        |
| 123-000-40930       | SRM 2500     | WY-20-1     | K10-WY       | D10-WY       | 98-189-7        | 123-000-32330                 | CS 5500      | HDA-53-1  | K12-HDA      | D11-HDA      | 98-189-7        |
| A012-216-0254       | RM 4000      | WYK-134B    | K21-WYK      | D21-WYK      | 98-3160-7       | 123-000-12431                 | CS 750-EVL   | SDC-70-1  | K10-SDC      | D10-SDC      | 98-192-7        |
| A02-1216-0254       | SRM 4000     | WYK-134B    | K21-WYK      | D21-WYK      | 98-3160-7       | 123-000-32431                 | CS 6700      | HDA-47B   | K12-HDA      | D11-HDA      | 98-266-7        |
| 123-000-44430       | GT 1100      | WYL-1-1     | K20-WYL      | D11-WYL      | 98-304-7        | 123-000-60131                 | CS 3100      | WT-385A   | K10-WAT      | D10-WAT      | 98-189-7        |
| 123-000-45030       | GT 1100      | WYL-2-1     | K20-WYL      | D11-WYL      | 98-304-7        | 123-000-39531                 | CS 3400      | WT-356-1  | K10-WAT      | D10-WAT      | 98-189-7        |
| A02-1209-1251       | SRM 261      | WYJ-315A    | K20-WYJ      | D20-WYJ      | 98-3160-7       | 123-001-39431                 | 3100         | WT357-1   | K10-WAT      | D10-WAT      | 98-189-7        |



| OEM Part #                | Engine Model    | Walbro #  | Repair Kit # | Gasket Kit # | Metering Spring |
|---------------------------|-----------------|-----------|--------------|--------------|-----------------|
| <b>ECHO continued</b>     |                 |           |              |              |                 |
| <b>Chainsaw continued</b> |                 |           |              |              |                 |
| 123-000-39230             | CS 3400T        | WF-358-1  | K10-WAT      | D10-WAT      | 98-350-7        |
| 123-000-30831             | CS 8000         | HDA-451-1 | K12-HDA      | D11-HDA      | 98-189-7        |
| 123-001-39133             | CS 3450         | WF-402B   | K20-WAT      | D10-WAT      | 98-350-7        |
| 123-001-39133             | CS 3400         | WF-402B   | K20-WAT      | D10-WAT      | 98-350-7        |
| 123-001-39133             | CS 3000         | WF-402B   | K20-WAT      | D10-WAT      | 98-350-7        |
| 123-000-18332             | CS 510-EVL      | HDA-20B   | K12-HDA      | D11-HDA      | 98-270-7        |
| 123-001-39631             | CS 3400         | WF-381-1  | K10-WAT      | D10-WAT      | 98-189-7        |
| 123-000-38332             | CS 3900         | WF-118B   | K20-WAT      | D10-WAT      | 98-304-7        |
| A02-1324-1050             | CSE3200         | WF-723-1  | D20-WAT      | K20-WAT      | 98-3255-7       |
| 123-000-39333             | CS 4400         | WF-416C   | K20-WAT      | D10-WAT      | 98-304-7        |
| A02-1324-0550             | CS-350W         | WF-721A   | D20-WAT      | K20-WAT      | 98-3255-7       |
| A21324-1451               | CS-350WES       | WF-792-1  | K10-WAT      | D10-WAT      | 98-3248-7       |
| 123-000-12431             | CS 702 EVL      | SDC-70-1  | K10-SDC      | D10-SDC      | 98-192-7        |
| 123-000-39930             | CSV 3900        | WF-306-1  | K20-WAT      | D10-WAT      | 98-304-7        |
| 123-000-60130             | CS 3400         | WF-385A   | K10-WAT      | D10-WAT      | 98-189-7        |
| 123-000-30832             | CS 8000         | HDA-63-1  | K12-HDA      | D11-HDA      | 98-266-7        |
| 123-000-12431             | CS 803 EVL      | SDC-70-1  | K10-SDC      | D10-SDC      | 98-192-7        |
| 123-000-13730             | CS 400 EVL      | HDA-3-1   | K22-HDA      | D22-HDA      | 98-189-7        |
| 123-000-16431             | CS 1100VL       | SDC-84-1  | K10-SDC      | D10-SDC      | 98-192-7        |
| 123-001-39631             | CS 3100         | WF-381-1  | K10-WAT      | D10-WAT      | 98-189-7        |
| 123-000-16431             | CS 1160 VL      | SDC-84-1  | K10-SDC      | D10-SDC      | 98-192-7        |
| A02-1324-0850             | CS-350T         | WF-699-1  | K20-WAT      | D20-WAT      | 98-3248-7       |
| 123-000-12330             | CS 502 EVL      | HDB-3A    | K10-HDB      | D10-HDB      | 98-189-7        |
| 123-000-12330             | CS 500 VLP      | HDB-3-1   | K10-HDB      | D10-HDB      | 98-189-7        |
| 123-000-38332             | CVS 4000 H      | WF-201B   | K20-WAT      | D20-WAT      | 98-304-7        |
| 123-000-39430             | CS 3050         | WF-254-1  | K10-WAT      | D10-WAT      | 98-350-7        |
| A02-1322-0050             | CSV 3400        | WF-504-1  | K20-WAT      | D10-WAT      | 98-304-7        |
| 123-000-34630             | CS 361          | WA-196-1  | K10-WAT      | D10-WAT      | 98-350-7        |
| 123-000-12330             | CS 500 VL       | HDB-3-1   | K10-HDB      | D10-HDB      | 98-189-7        |
| 123-000-12330             | CS 501 VL       | HDB-3-1   | K10-HDB      | D10-HDB      | 98-189-7        |
| 123-000-34330             | CS 281          | WF-68-1   | K10-WAT      | D10-WAT      | 98-350-7        |
| 123-000-19930             | CSV 391         | HDA-28E   | K12-HDA      | D11-HDA      | 98-350-7        |
| 123-000-18332             | CS 510 EVL      | HDA-20B   | K12-HDA      | D11-HDA      | 98-266-7        |
| A02-1000-230              | CS 3000         | WF-589A   | K20-WAT      | D10-WAT      | 98-3270-7       |
| 123-000-03931             | CS 302 S        | WA-5B     | K10-WAT      | D10-WAT      | 98-304-7        |
| 123-000-12332             | CS 500 VL       | HDB-9-1   | K10-HDB      | D10-HDB      | 98-189-7        |
| 123-000-10130             | CS 452 VL       | WA-38-1   | K10-WAT      | D10-WAT      | 98-350-7        |
| 123-000-10530             | CS 351 VL       | WA-25-1   | K10-WAT      | D10-WAT      | 98-189-7        |
| A02-1323-0851             | CS-2600         | WF-711-1  | D20-WAT      | K20-WAT      | 98-3248-7       |
| 123-000-03931             | CS 302 (RM-401) | WA-5B     | K10-WAT      | D10-WAT      | 98-304-7        |
| 123-000-16531             | CS 361 EVL      | WA-137-1  | K10-WAT      | D10-WAT      | 98-350-7        |
| 123-000-16531             | CS 362-EVL      | WA-137-1  | K10-WAT      | D10-WAT      | 98-350-7        |
| 123-000-17932             | CS 551          | HDA-14B   | K22-HDA      | D10-HDA      | 98-266-7        |
| 123-000-16330             | CS 441          | WA-133-1  | K10-WAT      | D10-WAT      | 98-304-7        |
| A02-1323-0550             | CS-2600         | WF-687B   | K20-WAT      | D20-WAT      | 98-3248-7       |
| A02-1324-0751             | CS-320T         | WF-698-1  | K10-WAT      | D10-WAT      | 98-3255-7       |
| A02-1323-0750             | CS-2700ES       | WF-697-1  | K20-WAT      | D20-WAT      | 98-3248-7       |
| A02-1323-0652             | CS-2600         | WF-696-1  | K20-WAT      | D20-WAT      | 98-3248-7       |
| A02-1323-0550             | CS-2600T        | WF-687-1  | K20-WAT      | D20-WAT      | 98-3248-7       |
| 123-000-12332             | CS 500 VLP      | HDB-9-1   | K10-HDB      | D10-HDB      | 98-189-7        |
| 123-000-38332             | CSV 4000        | WF-201B   | K20-WAT      | D20-WAT      | 98-304-7        |
| 123-000-39230             | CS 3400         | WF-271-1  | K10-WAT      | D10-WAT      | 98-350-7        |
| 123-000-19930             | CSV 4500        | HDA-28E   | K12-HDA      | D11-HDA      | 98-350-7        |
| 123-000-39130             | CS 3000         | WF-248-1  | K10-WAT      | D10-WAT      | 98-350-7        |
| 123-000-14330             | CS 651 EVL      | HDB-11A   | K10-HDB      | D10-HDB      | 98-189-7        |
| 123-000-06061             | G 671           | HDA-85-1  | K12-HDA      | D11-HDA      | 98-189-7        |
| A02-1323-0151             | CS 2600T        | WF-584C   | K20-WAT      | D20-WAT      | 98-350-7        |
| A02-1323-0151             | CS 2600         | WF-584C   | K20-WAT      | D20-WAT      | 98-350-7        |
| 123-000-19030             | CS 660 EVL      | HDB-17-1  | K10-HDB      | D10-HDB      | 98-189-7        |
| 123-000-14331             | CS 650 EVL      | HDB-10A   | K10-HDB      | D10-HDB      | 98-189-7        |
| 123-000-14330             | CS 650 EVL      | HDB-11A   | K10-HDB      | D10-HDB      | 98-189-7        |
| 123-000-14630             | 401 EVL         | WA-96-1   | K10-WAT      | D10-WA       | 98-350-7        |
| 123-000-12431             | CS 610 VL       | SDC-70-1  | K10-SDC      | D10-SDC      | 98-192-7        |
| 123-000-19030             | CS 660 EVL      | HDB-17-1  | K10-HDB      | D10-HDB      | 98-189-7        |
| 123-000-19030             | CS 660 EVLP     | HDB-17-1  | K10-HDB      | D10-HDB      | 98-189-7        |
| 123-000-39530             | CS 3450         | WF-261-1  | K10-WAT      | D10-WAT      | 98-350-7        |
| 123-000-19030             | CS 661 EVL      | HDB-17-1  | K10-HDB      | D10-HDB      | 98-189-7        |

| OEM Part #                | Engine Model | Walbro #    | Repair Kit # | Gasket Kit # | Metering Spring |
|---------------------------|--------------|-------------|--------------|--------------|-----------------|
| <b>ECHO continued</b>     |              |             |              |              |                 |
| <b>Chainsaw continued</b> |              |             |              |              |                 |
| 123-000-19930             | CSV 4500     | HDA-28E     | K12-HDA      | D11-HDA      | 98-350-7        |
| 123-000-13430             | CS 340 EVL   | WA-75-1     | K10-WAT      | D10-WAT      | 98-304-7        |
| <b>Compressor</b>         |              |             |              |              |                 |
| 123-000-10460             | EC 600       | WF-87B      | K10-WAT      | D10-WAT      | 98-304-7        |
| 123-000-12260             | ECM 600      | WF-322-1    | K10-WAT      | D10-WAT      | 98-304-7        |
| 123-000-10560             | EC 600A      | WF-233-1    | K10-WAT      | D10-WAT      | 98-304-7        |
| 123-000-11660             | EC 1500      | HDA-122-1   | K12-HDA      | D11-HDA      | 98-189-7        |
| <b>Concrete Saw</b>       |              |             |              |              |                 |
| 123-000-63331             | CSG 65700    | HDA-16A     | K12-HDA      | D11-HDA      | 98-189-7        |
| 123-000-06061             | CSG 671      | HDA-85-1    | K12-HDA      | D11-HDA      | 98-189-7        |
| 123-000-14630             |              | WA-96-1     | K10-WAT      | D10-WAT      | 98-350-7        |
| <b>Drill Auger</b>        |              |             |              |              |                 |
| 123-000-05560             | ED 2000      | WYL-23-1    | K20-WYL      | D11-WYL      | 98-3160-7       |
| <b>Edger</b>              |              |             |              |              |                 |
| 123-000-05260             | CSG 901      | WJ-16-1     | K15-WJ       | D11-WJ       | 98-192-7        |
| 123-000-21360             | EDR 2400     | WYL-56A     | K20-WYL      | D11-WYL      | 98-3160-7       |
| 123-000-20960             | EDR 2100     | WYL-53A     | K20-WYL      | D11-WYL      | 98-3160-7       |
| 123-000-20960             | ED 2000      | WYL-53A     | K20-WYL      | D11-WYL      | 98-3160-7       |
| <b>Hedge Trimmer</b>      |              |             |              |              |                 |
| 123-000-03360             | GE 200V      | WF-157-1    | K10-WAT      | D10-WAT      | 98-304-7        |
| A021-225-0351             | HC 261       | WYJ-251-A   | K20-WYJ      | D20-WYJ      | 98-3160-7       |
| A02-1225-0351             | HC 260       | WYJ-251B    | K20-WYJ      | D20-WYJ      | 98-3160-7       |
| 123-000-05160             | HC 1001      | WYL-3-1     | K20-WYL      | D11-WYL      | 98-304-7        |
| 123-000-01760             | HTM 2        | WYJ-27-1    | K20-WYJ      | D10-WYJ      | 98-300-7        |
| 123-000-24830             | SRM 400AE    | WA-142-1    | K10-WAT      | D10-WAT      | 98-189-7        |
| A02-1224-1650             | HTE60        | WYL-165-1   | K20-WYL      | D11-WYL      | 98-3160-7       |
| 123-000-02961             | HC 210 E     | WA-148-1    | K10-WAT      | D10-WAT      | 98-189-7        |
| A02-1209-0950             | HCA 261      | WYJ-276A    | K20-WYJ      | D20-WYJ      | 98-3160-7       |
| A02-120-90950             | SHC 261      | WYJ-276-1   | K20-WYJ      | D20-WYJ      | 98-3160-7       |
| A02-1224-1650             | HTE75        | WYL-165-1   | K20-WYL      | D22-WYL      | 98-3160-7       |
| 123-000-01360             | HC 140       | WA-89-1     | K10-WAT      | D10-WAT      | 98-350-7        |
| 123-000-04860             | HC 1001      | WYL-7-1     | K20-WYL      | D11-WYL      | 98-304-7        |
| 123-000-01360             | HC 160       | WA-89-1     | K10-WAT      | D10-WAT      | 98-350-7        |
| 123-000-06460             | HC 1001      | WYL-11-1    | K20-WYL      | D11-WYL      | 98-304-7        |
| 123-000-04860             | HC 1001      | WYL-7-1     | K20-WYL      | D11-WYL      | 98-304-7        |
| 123-000-01262             | HC 200       | WA-91-1     | K10-WAT      | D10-WAT      | 98-189-7        |
| 123-000-05961             | HC 2100      | WF-168A     | K10-WAT      | D10-WAT      | 98-304-7        |
| 123-000-06520             | SRM 205      | WA-81-1     | K10-WAT      | D10-WAT      | 98-189-7        |
| A02-100-0160              | HC 230       | WYJ-258A    | K20-WYJ      | D10-WYJ      | 98-3160-7       |
| A02-1225-0551             | HD 230       | WYJ-314A    | K20-WYJ      | D20-WYJ      | 98-3160-7       |
| <b>Power Blower</b>       |              |             |              |              |                 |
| A02-1000-800              | PB411        | WF-684-306  | K20-WAT      | D10-WAT      | 98-350-7        |
| A02-1109-0250             | PB-411       | WF-684-1    | K26-WAT      | D26-WAT      | 98-3248-7       |
| A02-1120-850              | PB-750R      | WYK-179A    | K21-WYK      | D21-WYK      | 98-3160-7       |
| <b>Power Edger</b>        |              |             |              |              |                 |
| A02-1000750               | PE311        | WYK-189-306 | K21-WYK      | D21-WYK      | 98-3160-7       |
| <b>Trimmer</b>            |              |             |              |              |                 |
| 123-000-11810             | SHRE 060     | WYL-4-1     | K20-WYL      | D11-WYL      | 98-304-7        |
| 123-000-11810             | SHPE 703     | WYL-4-1     | K20-WYL      | D11-WYL      | 98-304-7        |
| 123-000-11810             | SHRE 041     | WYLO401     | K20-WYL      | D11-WYL      | 98-304-7        |
| 123-000-09220             | GT 160A      | WA-138-1    | K10-WAT      | D10-WAT      | 98-350-7        |
| 123-000-40630             | SRM 2000     | WY-18-1     | K10-WY       | D10-WY       | 98-350-7        |
| 123-000-29130             | GT 1000      | WA-168-1    | K10-WAT      | D10-WAT      | 98-304-7        |
| 123-000-27230             | SRM 250 E    | WA-163-1    | K10-WAT      | D10-WAT      | 98-350-7        |
| 123-000-40630             | GT 2200      | WY-18-1     | K10-WY       | D10-WY       | 98-350-7        |
| 123-000-40630             | SRM 2200     | WY-18-1     | K10-WY       | D10-WY       | 98-350-7        |
| 123-000-08431             | S2 AP1       | WA-59-1     | K10-WAT      | D10-WAT      | 98-189-7        |
| 123-000-08431             | S2 AP2       | WA-59-1     | K10-WAT      | D10-WAT      | 98-189-7        |
| 123-000-08431             | SRM 200 DA   | WA-59-1     | K10-WAT      | D10-WAT      | 98-189-7        |
| 123-000-06321             | GTL 140      | WA-68-1     | K10-WAT      | D10-WAT      | 98-189-7        |
| 123-000-8431              | SRM 200 DB   | WA-59-1     | K10-WAT      | D10-WAT      | 98-189-7        |
| 123-000-06520             | H 1          | WA-81-1     | K10-WAT      | D10-WAT      | 98-189-7        |
| 123-000-06520             | HT 200       | WA-81-1     | K10-WAT      | D10-WAT      | 98-189-7        |
| 123-000-06320             | G 1 A        | WA-80-1     | K10-WAT      | D10-WAT      | 98-350-7        |

# Carburetor Application Guide



| OEM Part #          | Engine Model | Walbro #  | Repair Kit # | Gasket Kit # | Metering Spring | OEM Part #                    | Engine Model | Walbro #  | Repair Kit # | Gasket Kit # | Metering Spring |
|---------------------|--------------|-----------|--------------|--------------|-----------------|-------------------------------|--------------|-----------|--------------|--------------|-----------------|
| <b>RED MAX</b>      |              |           |              |              |                 | <b>RED MAX continued</b>      |              |           |              |              |                 |
| <b>Blower</b>       |              |           |              |              |                 | <b>Brush Cutter continued</b> |              |           |              |              |                 |
| 3407-81000          | EB 431       | WYK-67A   | K21-WYK      | D21-WYK      | 98-3160-7       | 5912-81000                    | G26 L2       | WYJ-119-1 | K20-WYJ      | D10-WYJ      | 98-3160-7       |
| 2750-81000          | EB 6200      | WYK-73A   | K21-WYK      | D21-WYK      | 98-3160-7       | 3074501-01                    | GZ25 N       | K20-WYA   | K20-WYA      | D20-WYA      | 98-3161-7       |
| 4019-81000          | EB 4400      | WYK-132A  | K21-WYK      | D21-WYK      | 98-3160-7       | 1630-81000                    | GD K30D      | WY-7-1    | K10-WY       | D10-WY       | 98-350-7        |
| 1497-81-1           | EB 440       | HDA-70B   | K12-HDA      | D11-HDA      | 98-189-7        | 1065-81000                    | G3 C65       | WY-3-1    | K10-WY       | D10-WY       | 98-270-7        |
| 1491-800001         | EB 340       | HDA-80B   | K12-HDA      | D11-HDA      | 98-266-7        | T1513-81000                   | GZ25 N-15    | WAY-26E   | K20-WYA      | D20-WYA      | 98-3160-7       |
| 4012-81000          | EB 7000      | WYK-123A  | K21-WYK      | D21-WYK      | 98-3160-7       | 4810-81002                    | BCZ2500DL    | WYA-1G    | D20-WYA      | D20-WYA      | 98-3161-7       |
| 7620-81000          | C2 LH        | HDA-110-1 | K22-HDA      | D22-HDA      | 98-189-7        | 1750-81002                    | G2 D30D      | WY-14-1   | K10-WY       | D10-WY       | 98-300-7        |
| 3080-81000          | HB 260 B-50  | WA-185-1  | K10-WAT      | D10-WAT      | 98-304-7        | 1630-81000                    | GE 2 KC      | WY-52A    | K10-WY       | D10-WY       | 98-300-7        |
| 3080-81000          | HB 260 C-50  | WA-185-1  | K10-WAT      | D10-WAT      | 98-304-7        | 4810-81002                    | GCZ2500S     | WYA-1G    | K20-WYA      | D20-WYA      | 98-3161-7       |
| 3089-81000          | HB 260       | WT-184-1  | K10-WAT      | D10-WAT      | 98-304-7        | 1850-81000                    | XE 14        | WY-33A    | K10-WY       | D10-WY       | 98-300-7        |
| 1487-81001          | EB 431       | HDA-112A  | K12-HDA      | D11-HDA      | 98-266-7        | 848-H71-8101                  | BKZ4500      | WT-708-1  | K20-WAT      | D10-WAT      | 98-3248-7       |
| 1491-81-5           | EB 430       | HDA-26C   | K12-HDA      | D11-HDA      | 98-266-7        | 1630-81000                    | G2 KC        | WY-52-1   | K10-WY       | D10-WY       | 98-300-7        |
| 3415-81000          | EBA431       | HDA-139-1 | K12-HDA      | D11-HDA      | 98-266-7        | 848-H000-8100                 | XD7          | WYA-44A   | K20-WAY      | D20-WYA      | 98-3161-7       |
| 3415-81001          | EBA431       | HDA-150A  | K12-HDA      | D11-HDA      | 98-270-7        | 2201-81003                    | G2 KC        | WY-62-1   | K10-WY       | D10-WY       | 98-300-7        |
| 5516-81000          | G23 L        | WYJ-110A  | K20-WYJ      | D10-WYJ      | 98-3160-7       | 5911-81000                    | G26 L1       | WYJ-117A  | K20-WYJ      | D10-WYJ      | 98-3160-7       |
| 1488-81002          | G4 KEB441    | HDA-135-1 | K12-HDA      | D11-HDA      | 98-266-7        | 1764-81000                    | G2 D30D      | WY-1-1    | K10-WY       | D10-WY       | 98-270-7        |
| <b>Brush Cutter</b> |              |           |              |              |                 | <b>Chain Saw</b>              |              |           |              |              |                 |
| 84-H70-8102         | BKZ5000      | WT-795-1  | K10-WAT      | D10-WAT      | 98-3255-7       | 848-C14-8100                  | G2500EZ      | WT-756-1  | K20-WAT      | D20-WAT      | 98-3228-7       |
| 5602-81001          | G23 L        | WYL55A    | K20-WYL      | D11-WYL      | 98-3160-7       | 1289-81000                    | G405 AV      | WA-139-1  | K10-WAT      | D10-WAT      | 98-189-7        |
| 1289-81000          | G2 E         | WA-177-1  | K10-WAT      | D10-WAT      | 98-304-7        | 1270-81000                    | G38 AV       | WA-173-1  | K10-WAT      | D10-WAT      | 98-304-7        |
| 1891-81000          | G560         | HDA-118-1 | K22-HDA      | D22-HDA      | 98-442-7        | 1241-81000                    | G32 AV       | WA-174-1  | K10-WAT      | D10-WAT      | 98-304-7        |
| 5628-81000          | G23 L        | WYL-57-1  | K20-WYL      | D11-WYL      | 98-3160-7       | 2630-06053                    | G300 AVT     | WT-292-1  | K10-WAT      | D10-WAT      | 98-350-7        |
| 1496-81000          | G540         | HDA-118-A | K22-HDA      | D22-HDA      | 98-422-7        | 2856-81000                    | G370 AV3     | WT-291-1  | K20-WAT      | D10-WAT      | 98-350-7        |
| 1752-81000          | G560         | HDA-118-1 | K22-HDA      | D22-HDA      | 98-442-7        | 2865-81000                    | G340 AV2     | WT-290-1  | K20-WAT      | D10-WAT      | 98-350-7        |
| T1007-81000         | G43 L1-D     | WYJ-219B  | K20-WYJ      | D20-WYJ      | 98-3160-7       | 2630-06053                    | G300 AV      | WT-292-1  | K10-WAT      | D10-WAT      | 98-350-7        |
| 5850-81000          | G22 L        | WYL-51-1  | K20-WYL      | D11-WYL      | 98-3160-7       | 1262-81000                    | G13          | WA-102-1  | K10-WAT      | D10-WAT      | 98-304-7        |
| 1006-81000          | G34 L1-D     | WYJ-218B  | K20-WYJ      | D20-WYJ      | 98-3160-7       | 2880-81001                    | G500         | WT-281A   | K20-WAT      | D10-WAT      | 98-304-7        |
| 1601-81000          | G540         | HDA-118-1 | K22-HDA      | D22-HDA      | 98-442-7        | 2872-81000                    | HB260        | WT-279A   | K10-WAT      | D10-WAT      | 98-304-7        |
| 1282-81000          | BC254 E      | WA-105-1  | K10-WAT      | D10-WAT      | 98-304-7        | 2875-81000                    | G310         | WT-383-1  | K10-WAT      | D10-WAT      | 98-304-7        |
| 1282-81000          | G2 E         | WA-105-1  | K10-WAT      | D10-WAT      | 98-304-7        | 2872-81000                    | G310TS       | WT-279A   | K10-WAT      | D10-WAT      | 98-304-7        |
| 5500-81002          | G23 L        | WYJ-81C   | K20-WYJ      | D10-WYJ      | 98-3160-7       | 2870-06052                    | G310AVT      | WT-278A   | K10-WAT      | D10-WAT      | 98-304-7        |
| 5600-81001          | G23 LH       | WYJ-80A   | K20-WYJ      | D10-WYJ      | 98-3185-7       | 1492-81002                    | G50 AV       | WA-103-1  | K10-WAT      | D10-WAT      | 98-189-7        |
| 4500-81001          | G43 L-D      | WYK-93A   | K21-WYK      | D13-WYK      | 98-3160-7       | 1172-81000                    | G500         | WT-315-1  | K20-WAT      | D20-WAT      | 98-304-7        |
| 5506-81000          | G23 L        | WYJ-94-1  | K20-WYJ      | D10-WYJ      | 98-3160-7       | 3340-81002                    | G38 AV       | WA-113B   | K10-WAT      | D10-WAT      | 98-304-7        |
| 1484-81002          | G4 K84 D     | WYK-45-1  | K21-WYK      | D21-2YK      | 98-3160-7       | 2810-81004                    | G455 AVS-1   | WT-296-1  | K20-WAT      | D20-WAT      | 98-304-7        |
| 1469-81000          | G4 K69       | WYK-63A   | K21-WYK      | D21-WYK      | 98-3160-7       | 3302-81001                    | G32 AV       | WA-112A   | K10-WAT      | D10-WAT      | 98-304-7        |
| 848-EEE-8100        | G26LS10      | WYJ-378-1 | K20-WYJ      | D20-WYJ      | 98-3185-7       | 2813-81002                    | G455 AVS-2   | WT-295-1  | K20-WAT      | D20-WAT      | 98-304-7        |
| 1764-81000          | G4 K60-D     | WYK-4-1   | K21-WYK      | D21-WYK      | 98-300-7        | 2823-81002                    | G410-AVS-2   | WT-294-1  | K22-WAT      | D22-WAT      | 98-304-7        |
| 1881-81002          | G2 KM        | WYK-18-1  | K21-WYK      | D21-WYK      | 98-3160-7       | 2810-81004                    | G410-AVS-1   | WT-296-1  | K20-WAT      | D20-WAT      | 98-304-7        |
| 1750-81002          | G2 KM        | WYK-2-1   | K21-WYK      | D21-WYK      | 98-300-7        | 2626-81000                    | G561         | HDA-42B   | K22-HDA      | D22-HDA      | 98-422-7        |
| 1750-81002          | G6 K7D       | WYK-23-1  | K21-WYK      | D21-WYK      | 98-3160-7       | 2480-81000                    | G1 KE        | HDA-41-1  | K22-HDA      | D22-HDA      | 98-266-7        |
| 1157-81000          | BC3501 D     | WYK-155-1 | K21-WYK      | D20-WYK      | 98-3160-7       | 1262-81000                    | G620-AVS-3   | HDA-92-1  | K22-HDA      | D22-HDA      | 98-442-7        |
| 1460-8100           | G4K60D       | WYK-33-1  | K21-WYK      | D21-WYK      | 98-3160-7       | 2872-81000                    | G40 AV       | WA-97A    | K10-WAT      | D10-WAT      | 98-189-7        |
| 5502-81000          | G23 L2       | WYJ-89-1  | K21-WYK      | D10-WYJ      | 98-3185-7       | 2860-81001                    | G340 AVS     | WT-249A   | K20-WAT      | D10-WAT      | 98-350-7        |
| 1701-81000          | BC2410       | WYK-129-1 | K21-WYK      | D21-WYK      | 98-3185-7       | 2850-81002                    | 3370 AV      | WT-246B   | K20-WAT      | D10-WAT      | 98-350-7        |
| 1587-81003          | G5 K7D       | WYK-36A   | K21-WYK      | D21-WYK      | 98-3160-7       | 3345-81000                    | G38 AV       | WA-193-1  | K10-WAT      | D10-WAT      | 98-304-7        |
| 4500-81001          | G43 L        | WYK-93-1  | K21-WYK      | D13-WYK      | 98-3160-7       | 2850-81002                    | G415         | WT-246A   | K20-WAT      | D10-WAT      | 98-350-7        |
| 1809-81000          | G27 LS2      | WYK-148-1 | K21-WYK      | D21-WYK      | 98-3185-7       | 2810-81003                    | G45A AVS     | WT-228-1  | K20-WAT      | D10-WAT      | 98-304-7        |
| 1800-81000          | BC2610       | WYJ-290-1 | K20-WYJ      | D20-WYJ      | 98-3185-7       | 2630-06052                    | G300         | WA-179B   | K10-WAT      | D10-WAT      | 98-304-7        |
| 1700-81000          | BC2310       | WYJ-289-1 | K20-WYJ      | D20-WYJ      | 98-3160-7       | 3335-81000                    | G300AVT      | WA-179B   | K10-WAT      | D10-WAT      | 98-304-7        |
| 1902-81000          | G1 KE        | WA-184-1  | K10-WAT      | D10-WAT      | 98-304-7        | 1148-81000                    | G32 AV       | WA-192-1  | K10-WAT      | D10-WAT      | 98-304-7        |
| 1241-81000          | G2 E         | WA-181-1  | K10-WAT      | D10-WAT      | 98-304-7        | 1145-81001                    | G540         | HDA-55B   | K22-HDA      | D22-HDA      | 98-442-7        |
| 1270-81000          | G1 E         | WA-180-1  | K10-WAT      | D10-WAT      | 98-304-7        | 1492-81002                    | G2 D5        | WA-197A   | K10-WAT      | D10-WAT      | 98-304-7        |
| 4700-81001          | G34 L-D      | WYK-94A   | K21-WYK      | D13-WYK      | 98-3160-7       | 2810-81003                    | EBA440       | HDA-27-1  | K22-HDA      | D22-HDA      | 98-442-7        |
| 1891-81004          | GD KC        | WYJ-49-1  | K20-WYJ      | D10-WYJ      | 98-3160-7       | 2870-06052                    | G410 AVS     | WT-228-1  | K20-WAT      | D10-WAT      | 98-304-7        |
| 4700-81001          | G34 L        | WYK-94-1  | K21-WYK      | D13-WYK      | 98-3160-7       | 848C148100                    | G310 AV      | WT-278A   | K10-WAT      | D10-WAT      | 98-304-7        |
| 5850-81000          | TR200        | WYL-123A  | K20-WYL      | D110WYL      | 98-3160-7       |                               | G2500EZ      | WT-756-1  | K20-WAT      | D20-WAT      | 98-3228-7       |
| T1828-81000         | GS26LS51     | WYJ-343A  | K20-WYJ      | D10-WYJ      | 98-3185-7       |                               |              |           |              |              |                 |
| 1800-81000          | BC2510       | WYJ-290-1 | K20-WYJ      | D20-WYJ      | 98-3185-7       |                               |              |           |              |              |                 |
| T1196-81000         | G34L-D       | WYJ-319A  | K20-WYJ      | D20-WYJ      | 98-3160-7       |                               |              |           |              |              |                 |
| 1850-81004          | G2 KC        | WYJ-36-1  | K20-WYJ      | D10-WYJ      | 98-3160-7       |                               |              |           |              |              |                 |
| 2115-81000          | G3 K115      | WYJ-118A  | K20-WYJ      | D10-WYJ      | 98-3160-7       |                               |              |           |              |              |                 |
| T1505-81000         | GZ25 N-6     | WYA-3B    | K20-WYA      | D20-WYA      | 98-3161-7       |                               |              |           |              |              |                 |
| 1850-81000          | G2 KC        | WY-33A    | K10-WY       | D10-WY       | 98-300-7        |                               |              |           |              |              |                 |
| Z4820-81001         | GZ25 N-10    | WYA-2D    | K20-WYA      | D20-WYA      | 98-3161-7       |                               |              |           |              |              |                 |
| T1513-81000         | GZ25 N-15    | WAY-26E   | K20-WYA      | D20-WYA      | 98-3160-7       |                               |              |           |              |              |                 |
| T1551-81001         | GZ23N        | WYA-29C   | K20-WYA      | D20-WYA      | 98-3160-7       |                               |              |           |              |              |                 |

| OEM Part # | Engine Model | Walbro # | Repair Kit # | Gasket Kit # | Metering Spring |
|------------|--------------|----------|--------------|--------------|-----------------|
|------------|--------------|----------|--------------|--------------|-----------------|

## RED MAX continued

### Chain Saw continued

|              |              |          |         |         |           |
|--------------|--------------|----------|---------|---------|-----------|
| 2867-81000   | G 330        | WT-428-1 | K20-WAT | D10-WAT | 98-350-7  |
| 848-C71-8100 | G415         | WT-753A  | K20-WAT | K20-WAT | 98-3248-7 |
| 2869-81000   | G415         | WT-509-1 | K20-WAT | D10-WAT | 98-304-7  |
| R200281001   | G 4200       | WT-614-1 | K20-WAT | D10-WAT | 98-3228-7 |
| T2108-81000  | G 3800 AVS-1 | WT-591A  | K20-WAT | D10-WAT | 98-350-7  |
| 2104-81000   | ES 335       | WT-569A  | K20-WAT | D20-WAT | 98-350-7  |
| 2841-81001   | G 250 AVT    | WT-481-E | K20-WAT | D10-WAT | 98-304-7  |
| 2102-81000   | G 3500       | WT-588A  | K20-WAT | D10-WAT | 98-350-7  |
| 2841-81002   | XC 13        | WT-481A  | K20-WAT | D10-WAT | 98-304-7  |
| T2100-81000  | G 3800       | WT-576A  | D26-WAT | K26-WAT | 98-350-7  |
| 848-C81-8103 | G455         | WT-754-1 | K20-WAT | D20-WAT | 98-3228-7 |
| T2002-81000  | G 415        | WT-533-1 | K20-WAT | D10-WAT | 98-350-7  |
| 848-H73-8100 | SE41         | WT-729A  | K26-WAT | D26-WAT | 98-3248-7 |
| Z2880-81001  | G5000KAZ     | WT-666A  | K10-WAT | D10-WAT | 98-3228-7 |
| 848-C8E-8102 | G500         | WT-755-1 | K20-WAT | D20-WAT | 98-3228-7 |
| 2812-81000   | G455 AVS     | WT-55A   | K20-WAT | D10-WAT | 98-304-7  |

### Concrete Saw

|            |           |          |         |         |           |
|------------|-----------|----------|---------|---------|-----------|
| 2616-81000 | G 1 E     | HDA-33-1 | K22-HDA | D22-HDA | 98-442-7  |
| 3387-81000 | HC 405 AV | WA-184-1 | K10-WAT | D10-WAT | 98-304-7  |
| 2894-81000 | HC 51 0D  | WT-512-1 | K20-WAT | D20-WAT | 98-300-7  |
| 1918-8100  | G 2 KC    | WYJ-76-1 | K20-WYJ | D10-WYJ | 98-3160-7 |

| OEM Part # | Engine Model | Walbro # | Repair Kit # | Gasket Kit # | Metering Spring |
|------------|--------------|----------|--------------|--------------|-----------------|
|------------|--------------|----------|--------------|--------------|-----------------|

## RED MAX continued

### Hedge Trimmer

|             |           |           |         |         |           |
|-------------|-----------|-----------|---------|---------|-----------|
| 5602-81001  | G 23 L    | WYL-55A   | K20-WYL | D11-WYL | 98-3160-7 |
| 5628-81000  | G 23 L    | WYL-57-1  | K20-WYL | D11-WYL | 98-3160-7 |
| 1779-81001  | G 2 D59D  | WYJ-65-1  | K20-WYJ | D10-WYJ | 98-3160-7 |
| 1794-81000  | G 2 D     | WYJ-61-1  | K20-WYJ | D10-WYJ | 98-3185-7 |
| 1492-81002  | G 4 K84 D | HDA-104A  | K12-HDA | D11-HDA | 98-266-7  |
| 1492-81002  | G 4 K92 D | HDA-62B   | K12-HDA | D11-HDA | 98-266-7  |
| 5606-81000  | G 23 LH   | WYL-118   | K20-WYL | D11-WYL | 98-3160-7 |
| 5618-81000  | G 23 LH18 | WYJ-121-1 | K20-WYJ | D10-WYJ | 98-3185-7 |
| 1172-81000  | G 2 D52   | WY-39-1   | K10-WY  | D10-WY  | 98-300-7  |
| R1501-81000 | GZ 25 N-3 | WYA-4D    | K20-WYA | D20-WYA | 98-3161-7 |
| 5602-81000  | G 23 LH2  | WYJ-114A  | K20-WYJ | D10-WYJ | 98-3160-7 |

### Lawnmower

|              |        |           |         |         |           |
|--------------|--------|-----------|---------|---------|-----------|
| 2201-81003   | G 14A  | LMJ-1A    | K10-LMJ | D20-WYJ | 98-3160-7 |
| 848-G83-8300 | G4LS50 | CAA-143-1 | K21-WYK | D21-WYK | 98-3185-7 |

### Power Blower

|              |         |          |         |         |           |
|--------------|---------|----------|---------|---------|-----------|
| T1108-81000  | D6      | WYA-24C  | K20-WYA | D20-WYA | 98-3160-7 |
| 848-HID-8100 | GZ65N   | WYA-56-1 | K20-WYA | D20-WYA | 98-3160-7 |
| 848-GC2-8100 | EBZ4800 | WYA-42-1 | K20-WYA | D20-WYA | 98-3161-7 |

### Trimmer

|            |            |          |         |         |           |
|------------|------------|----------|---------|---------|-----------|
| T119481001 | G4LS24-D   | WYK-166A | K21-WYK | D21-WYK | 98-3160-7 |
| T119481001 | G4LS24-D   | WYK-166A | K21-WYK | D21-WYK | 98-3160-7 |
| 1145-81001 | G 230 PU-M | WA-197A  | K10-WAT | D10-WAT | 98-304-7  |