

Part #	Replaces OE#	Size	Bearing I.D	Hub	Hub Length	Tread Design	
UNIVERSAL							
P72106		6 x 150	1/2"	Offset/plastic	1-3/8"	Diamond	\$3.99
P72406		6 x 150	1/2"	Centered/steel	1-3/8"	Diamond	\$8.29
P72427		6 x 150	1/2"	Offset/steel	1-3/8"	Diamond	\$6.93
P72107		7 x 150	1/2"	Offset/plastic	1-3/8"	Diamond	\$4.47
P72407		7 x 150	1/2"	Centered/steel	2-1/16"	Diamond	\$8.73
P72430		7 x 150	1/2"	Offset/steel	1-3/8"	Diamond	\$11.87
P72108		8 x 175	1/2"	Offset/plastic	1-3/8"	Diamond	\$5.55
P72408		8 x 175	1/2"	Centered/steel	2-1/16"	Diamond	\$9.76
P72409		8 x 175	5/8"	Centered/steel	2"	Diamond	\$15.31
P72437		8 x 175	1/2"	Offset/steel	1-3/8"	Diamond	\$9.23
P72110		10 x 175	1/2"	Offset/plastic	1-1/2"	Diamond	\$11.16
P72410		10 x 175	1/2"	Centered/steel	2-1/4"	Rib	\$13.58
P72446		10 x 175	1/2"	Offset/steel	1-5/8"	Rib	\$19.14
P72413		10 x 275	5/8"	Centered/steel	2-5/16"	Rib	\$22.63
P72449		10 x 275	5/8"	Offset/steel	2-1/4"	Rib	\$21.81
P72414		12 x 175	1/2"	Centered/steel	1-17/32"	Rib	\$20.15
AMF							
P72108	54446	8 x 175	1/2"	Offset/plastic	1-3/8"	Diamond	\$5.55
AYP							
P72001	150340/193144	8 x 200	1/2"	Plastic gear - black	1-5/8"	Gear	\$18.81
P72014	180767	8 x 200	1/2"	Plastic gear	1-5/8"	Gear	\$8.06
P72003	701575	8 x 200	1/2"	Plastic gear - yellow	1-5/8"	Gear	\$19.29
P72458	700953	8 x 200	1/2"	Plastic gear - white	1.6"	Gear	\$25.09
BOBCAT							
P72745	38012N	6 x 175	5/8"	Centered/steel	2-1/4"	Rib	\$23.95
P72746	76167	8 x 175	1/2"	Offset/steel w/zerk	2"	Rib	\$20.93
P72747	76168	10 x 175	1/2"	Offset/steel w/zerk	2"	Rib	\$25.39
BUNTON							
P72745	PL0642	6 x 175	5/8"	Centered/steel	2-1/4"	Rib	\$23.95
EXMARK							
T13432	100-2860						\$38.80
HONDA							
H13399	42700-VK6-020ZA 42700-VK6-010ZA						\$26.20
HUSQVARNA							
P72456	532-0869-43	8 x 175	1/2"	Offset/plastic gear	1-7/8"	Diamond	\$29.61
JOHN DEERE							
P72115	AM115138	8 x 200	5/16"		1-1/2"		\$11.41
P72022	GX10003	8 x 175	1/2"	Plastic Offset		Diamond	\$4.87
LAWN BOY							
P72500	681979/678406	6 x 150	1/2"	Offset/steel	2"	Smooth	\$18.10
P72453	678636	6 x 150	1/2"	Offset/plastic	1-1/2"	Smooth	\$8.14
P72508	681980/68213	8 x 175	1/2"	Offset/steel	2"	Smooth	\$19.57
P72746	153800	8 x 175	1/2"	Offset/steel	2"	Rib	\$20.93
P72436	682974/678637	8 x 175	1/2"	Offset/steel	1-3/8"	Smooth	\$11.32
P72747	153802	10 x 175	1/2"	Offset/steel MAG design	2"	Rib	\$25.39



Wheels, Semi-Pneumatic

Part #	Replaces OE#	Size	Bearing I.D	Hub	Hub Length	Tread Design	
MTD							
P72430	734-0480	7 x 150	1/2"	Offset/steel	1-3/8"	Diamond	\$11.87
P72112	634-0021A	8 x 175	1/2"	Offset/plastic	1-1/2"	Turf	\$15.64
P72073	734-2042	8 x 200	1/2"	Offset/plastic gears	1-3/8"	Zag	\$12.88
P72074	734-2005	8 x 200	1/2"	Offset/plastic	1-3/8"	Zag	\$10.73
P72072	734-04082	12 x 175	1/2"	Spoke plastic w/ball brg.	2-3/8"	Diamond	\$11.58
P72074	51-2751	14 x 175	1/2"	Spoke plastic	2-3/8"	Diamond	\$10.73
MURRAY							
P72113	71133	8 x 200	1/2"	Plastic/gear	1-3/8"	Turf	\$7.55
P72024	672441	8 x 200	1/2"	Offset/gear	1-3/8"	Lugged Rib	\$16.75
P72114	71132	8 x 200	1/2"	Offset/plastic	1-3/8"	Turf	\$6.31
NOMA							
P72005	672440	9 x 200	1/2"	Offset/plastic			\$9.75
SEARS/ROPER							
P72108	8117J	8 x 175	1/2"	Offset/plastic	1-3/8"	Diamond	\$5.55
P72437	10766X	8 x 175	1/2"	Offset/steel	1-3/8"	Diamond	\$9.23
P72456	702245	8 x 175	1/2"	Offset/plastic	1-7/8"	Gear	\$29.61
SENSATION							
P72746	083-106	8x 175	1/2"	Offset steel/w/zerk	2"	Rib	\$20.93
P72747	083-107	10 x 175	1/2"	Offset steel w/zerk	2"	Rib	\$25.39
SNAPPER							
P72117	1-8189	7 x 150	9/16"	Offset/plastic	1-5/8"	Diamond	\$5.56
P72510	1-1083	7 x 150	7/16"	Offset/steel	1-5/8"	Diamond	\$11.06
				back to back bearings			
P72434	1-2347	7 x 175	7/16"	Offset/steel	1-5/8"	Diamond	\$13.51
P72450	1-2348/1-1082	8 x 175	7/16"	Offset steel	1-5/8"	Diamond	\$11.87
				back to back bearings			
P72109	1-2579	9 x 175	9/16"	Offset/plastic	1-5/8"	Diamond	\$8.32
P72442	1-2345	9 x 195	7/16" x 9/16"	Offset/steel	1-3/4"	Diamond	\$18.96
TORO							
T13403	100-2870						\$26.20
T13432	74-1720						\$38.80



BILLY GOAT

Part #	Replaces OE	Size	Description	Price
4014346	Billy Goat	410/3.50-4	<ul style="list-style-type: none"> • 10" wheel assembly • Fits walk-behind blowers • 2.25" offset • 3/4" semi-precision ball bearings • Sawtooth tread, solid foam semi-pneumatic • Gray wheel 	\$39.00



BOBCAT

Part #	Replaces OE	Size	Description	Price
WH8098	Bobcat 38510 Bobcat 483800 Bobcat 603925 Bobcat 903927 Bobcat 603971 Bobcat 48307 Bobcat 48006-1	9x350x4	<ul style="list-style-type: none"> • Caster wheel assembly (red) • Smooth tread 4 ply tubeless tire • 3 piece rim • Hub: 4" centered with open cage roller bearing and zerk fitting 	\$55.00



WH8581		9x350x4	<ul style="list-style-type: none"> • Caster wheel assembly (red) • Smooth tread; solid foam flat free • 3 piece rim • Hub: 4" centered hub with 5/8" open cage roller bearing and zerk fitting • Fits 32", 36", 48", 54" and 61" cut midsize walk behind mowers 	\$59.00
---------------	--	---------	--	----------------



P45188	Bobcat 43180 Scag 43022	1/2" ID x 5/8" OD x 4-1/16" L	<ul style="list-style-type: none"> • Spanner bushing 	\$2.67
---------------	----------------------------	----------------------------------	---	---------------



BUNTON

Part #	Replaces OE	Size	Description	Price
WH8196	Bunton PAL0942A John Deere PT8639	410x350x5	<ul style="list-style-type: none"> • Caster wheel assembly (yellow) • 2 ply sawtooth tubeless tire • Hub: 2-15/16" centered with 3/4" ID bearing and zerk fitting • Use on 36", 48", 52" and 61" Mulch and Turf decks 	\$39.00



DIXIE CHOPPER

Part #	Replaces OE	Size	Description	Price
WH11061	Dixie Chopper 400053	15x600x6	<ul style="list-style-type: none"> • Caster Wheel Assembly (silver) • Reliance tire mounted on a 6" x 4.5" steel wheel • Hub: 3-3/4" centered hub length 	\$133.00



P72733	Dixie Chopper 10202	13x500x6	<ul style="list-style-type: none"> • 5/8" double grooved, sealed, heavy duty ball bearings • Hub: 3-3/4" centered • Semi-pneumatic tire 	\$79.00
---------------	---------------------	----------	--	----------------



DIXIE CHOPPER continued

Part #	Replaces OE	Size	Description	Price	
WH10915	Dixie Chopper 400130	13x650x6	<ul style="list-style-type: none"> • Reliance Caster Wheel Assembly (silver) • Bearings not included 	\$75.00	
WH11063	Dixie Chopper Swisher 4218	8x300-4	<ul style="list-style-type: none"> • Reliance Caster Wheel Assembly (white) • Rib tread wheel assembly • Mounted on a 4" x 2.25" steel wheel • Hub: 3.75" centered, without bearings 	\$44.00	
WH10789		15x600x6	<ul style="list-style-type: none"> • Wheel assembly (silver) • 4 ply tubeless rib tread tire • Hub: 3-1/2" centered • 1 piece rim with zerk fitting • Bearings not included 	\$59.00	
WH11061	Dixie Chopper 400053	15x600x6	<ul style="list-style-type: none"> • Caster Wheel Assembly (silver) • Reliance tire mounted on a 6" x 4.5" steel wheel • Hub: 3-3/4" centered hub length 	\$133.00	

EXMARK

Part #	Replaces OE	Size	Description	Price	
P72722	Exmark 513648	9x350-4	<ul style="list-style-type: none"> • Caster wheel assembly • Tread: Slick • Mounted on white wheel • 3/4" roller bearings • Hub length: 4-1/2" • Semi-pneumatic tire • Use P8438 bearing kit 	\$46.29	
C086	Exmark 513648	9x350-4	<ul style="list-style-type: none"> • Solid Foam Flat Free Tire • Tread: Slick • 3/4" roller bearings • Hub Length: 4-1/2" 	\$49.95	
P72717	Exmark 634662	13x500-6	<ul style="list-style-type: none"> • Front caster wheel assembly - Lazer Z • 4 ply, tubeless • Tread: Smooth • Mounted on white wheel • 1/2" ball bearing • Hub length: 6" 	\$69.35	





EXMARK continued

Part #	Replaces OE	Size	Description	Price	
P72735	Exmark 103-0064 Toro 633582 Scag 482503 Wright Stander 72460004	13x500x6	<ul style="list-style-type: none"> • Solid Foam Flat Free Tire • 3/4" cups pressed for tapered roller bearings (bearings not included) • Hub: 5-5/8" centered 	\$89.00 \$85.00 for 2 or more	
P10075	Exmark 1-644251	13x650x6	<ul style="list-style-type: none"> • Fits Lazer Z 52", 60" and 72" models • Caster wheel with bearing • 4 ply smooth tread tubeless tire • 1 piece rim • Hub: 7" centered • 3/4" bearings with zerck fittings 	\$72.18	
P72736	Exmark 103-0065 Toro 633971 Scag 482504	13x650-6	<ul style="list-style-type: none"> • Solid Foam Flat Free Tire • 3/4" cups pressed for tapered roller bearings (bearings not included) • Hub: 7-1/4" centered 	\$99.00 \$94.00 for 2 or more	
P14814	Exmark 109-9127 Exmark 109-9124 Exmark 109-9125	13x650x6	<ul style="list-style-type: none"> • Hollowmatic wheel assembly • Flat proof semi-pneumatic wheel assembly • Tread: Smooth • Cup bearing x 6.75" sym hub length • Includes Exmark 1-633584 bearing cup • Must be used with OEM bearing components 	\$107.37	
P9899		9x350-4	<ul style="list-style-type: none"> • Puncture Proof Tire • Fits 32", 36", 48", 54" & 61" cut midsize walk behind mowers • Tread: Smooth • 3/4" roller bearing • Hub: 4-1/2" centered 	\$50.48	
WH10288	Exmark 103-0064 Toro 633582 Scag 482503 Wright 72460004 Ferris 22631S	13 x 500-6	<ul style="list-style-type: none"> • Carlisle Reliance Wheel Assembly • Reliance tire mounted on a 6 x 3.25 steel wheel • 1 piece rim (white) • Hub: 5.625 centered hub with 3/4" cups pressed in for tapered roller bearings 	\$98.34	
EX70	Exmark 103-9591	11x400x5	<ul style="list-style-type: none"> • Wheel assembly • Stand-on sulky wheel assembly • Fits one wheel models 	\$125.00	




Wheels, Commercial Assemblies



GRASSHOPPER

Part #	Replaces OE	Size	Description	Price	
WH8553		13x500x6	<ul style="list-style-type: none"> • Caster wheel assembly with bearings • Rib tread 4 ply tubeless tire • 1 piece rim (white) • Hub: 5-5/8" centered with 3/4" bearings with zerk fitting 	\$51.05	
P72723	Grasshopper 483803	9x350x4	<ul style="list-style-type: none"> • Mounted on 1 piece tan wheel • Tread: Smooth • 5/8" roller bearing • Hub: 3-1/4" centered 	\$50.08	
WH8577		9x350x4	<ul style="list-style-type: none"> • Caster wheel assembly (tan) • Smooth tread; solid foam flat free • 3 piece rim • Hub: 3-1/2" centered hub with 5/8" semi-sealed bearing and zerk fitting • Fits 44", 52", 61" & 72" cut • Fits models 2144, 6144, 6152, 6161 	\$55.60	
WH11522	Grasshopper 483800 Grasshopper 603925 Grasshopper 603927 Grasshopper 603971 Scag 48006-1	9x350-4	<ul style="list-style-type: none"> • Carlisle Reliance Wheel Assembly (white) • Tire mounted on 4x2.25" steel wheel • Flat proof, semi pneumatic • Hub: 3.25" centered and 5/8" roller bearings • Smooth tread tire 	\$46.62	

GRAVELY

Part #	Replaces OE	Size	Description	Price	
P72705	Gravelly 45205	9x350-4	<ul style="list-style-type: none"> • Solid Foam Flat Free Tire - Deck wheel • Tread: Slick • 3 piece zinc wheel • 3/4" roller bearing • Hub length: 3-1/4" 	\$74.67	
P72737		9x35x4	<ul style="list-style-type: none"> • 3/4" roller bearings • Hub: 3-1/4" centered 	\$38.98	
WH8494		9x350x4	<ul style="list-style-type: none"> • Caster wheel assembly (white) • Smooth tread; solid foam flat free • 3 piece rim • Hub: 3-1/4" centered hub with 3/4" open cage roller bearing and zerk fitting • Fits standard Promaster 50" & 60" deck 	\$56.07	

HONDA

Part #	Replaces OE	Size	Description	Price
4013399	Honda 42700-VK6-020ZA		<ul style="list-style-type: none"> • Rear wheel assembly • Fits model HRC216 	\$29.95



4013398	Honda 44700-VK6-010ZA		<ul style="list-style-type: none"> • Front wheel assembly • Fits model HRC216 	\$29.95
----------------	------------------------------	--	---	----------------



HUSTLER

Part #	Replaces OE	Size	Description	Price
P683910	Hustler 747782	13x650x6	<ul style="list-style-type: none"> • Pneumatic wheel assembly • 3/4" bore • 7-3/8" centered hub • Color: Gray • Uses our bearing # P8438 	\$91.45



P683911	Hustler 747782	13x650x6	<ul style="list-style-type: none"> • Foam fill wheel assembly • 3/4" bore • 7-3/8" centered hub • Color: Gray • Uses our bearing # 8438 	\$105.19
----------------	-----------------------	----------	--	-----------------



WH8579		9x350x4	<ul style="list-style-type: none"> • Caster wheel assembly (yellow) • Smooth tread; solid foam flat free • 3 piece rim • Hub: 4" centered with 3/4" open cage roller bearings and zerk fitting • For 7001 series riders 48" and 54" cut • Fits midsize walk-behind mowers with 38", 48" and 54" cut • Models F500, F700, FS510, FS525, F710, F725 	\$64.47
---------------	--	---------	--	----------------





JOHN DEERE

Part #	Replaces OE	Size	Description	Price
WH8550	John Deere AM115510 Exmark 103-1224 Ariens 158810	9x350x4	<ul style="list-style-type: none"> • Caster wheel (yellow) • 4 ply smooth tread tubeless tire • 1 piece rim • 3/4" open cage roller bearing and zerk fitting • Hub: 4" length • For 700 series riders with 48", 54" cut models • Also fits midsize walk behind mowers with 38", 48", 54" cut • Models F500, F700, FS510, FS525, F710, F725 	\$43.78




WH8550FF			<ul style="list-style-type: none"> • Flatproof wheel assembly • Same specs as WH8550 	\$49.61
-----------------	--	--	--	----------------




JOHN DEERE continued

Part #	Replaces OE	Size	Description	Price	
WH10461	John Deere AM101589 Ariens 1588100 Dixon 17080	11x400x5	<ul style="list-style-type: none"> Reliance Wheel Assembly (white) Mounted on 5 x 3.25 steel wheel with 5" centered hub length 3/4" angular contact heavy duty ball bearing Fits 90 series riders with front cut 50", 60" & 72" decks 	\$72.45	
WH8551	John Deere AM101589 Dixon 17080	11x400x5	<ul style="list-style-type: none"> Caster Wheel 2 ply smooth tread tubeless tire 1 piece rim Hub: 5" centered hub 3/4" open cage roller bearing and zerk fitting For 900 series riders with front cut 50", 60", 72" cut 	\$72.45	
WH8551FF			<ul style="list-style-type: none"> Flatproof wheel assembly Same specs as WH8551FF 	\$82.95	






LITTLE WONDER

Part #	Replaces OE	Size	Description	Price	
4014346	Little Wonder	410/3.50-4	<ul style="list-style-type: none"> 10" wheel assembly Fits walk-behind blowers 2.25" offset 3/4" semi-precision ball bearings Sawtooth tread, solid foam semi-pneumatic Gray wheel 	\$39.00	

SCAG




Part #	Replaces OE	Size	Description	Price	
P72795	Scag 48307-101	9x350x4	<ul style="list-style-type: none"> Deck Wheel Tread: Slick Mounted on orange 3 piece wheel 5/8" roller bearing Hub: 4" centered 	\$50.36	
P72707	Scag 48307-01	9x350-4	<ul style="list-style-type: none"> Solid Foam Flat Free Tire Tread: Slick 3 piece orange wheel 5/8" roller bearing 	\$49.00 \$39.00 for 2 or more	
WH8580		9x350x4	<ul style="list-style-type: none"> Caster wheel assembly (gold) Smooth tread; solid foam flat free 3 piece rim Hub: 4" centered hub Fits 32", 36", 48", 52", 61", & 72" cut midsize walk behind mowers 	\$57.44	

SCAG continued

Part #	Replaces OE	Size	Description	Price	
P45188	Scag 43022 Bobcat 43180	1/2" ID x 5/8" OD x 4-1/16" L	<ul style="list-style-type: none"> • Spanner bushing 	\$2.67	
P9605	Scag 481551	13x500x6	<ul style="list-style-type: none"> • Caster wheel • 4 ply smooth tread tubeless tire • 1 piece rim • 5/8" open case roller bearing and zerk fitting 	\$60.66	
WH10711	Scag 482504	13x650x6	<ul style="list-style-type: none"> • Caster Wheel Assembly (gold) • 4 ply smooth tread tubeless tire • 1 piece rim • Hub: 7-1/4" centered with 3/4" cups pressed in for tapered roller bearings and zerk fittings • Fits Turf Tiger units 	\$98.34	
WH10329	Scag 482503	13x500x6	<ul style="list-style-type: none"> • Orange • 4 ply smooth tread tubeless tire • 1 piece rim • Hub: 5-5/8" centered hub with 3/4" cups pressed in for tapered roller bearings and zerk fittings • Fits Turf Tiger units 	\$114.20	
SC75	Scag 481851		<ul style="list-style-type: none"> • Fits 61" cut Wildcat; STWC 	\$107.37	



TORO

Part #	Replaces OE	Size	Description	Price	
P12913	Toro 104-1170 John Deere AM101589	11x400-4	<ul style="list-style-type: none"> • Wheel assembly • Size: - 4 ply tube type • Tread: Smooth • Hub: 5" centered hub • 1 piece rim, white • 3/4" roller bearings • Includes grease zerk 	\$57.75	
4013337	Toro 105-3471	4.10/3.50-4	<ul style="list-style-type: none"> • Front wheel assembly • Fits TimeCutter Z • Sawtooth tread tubeless tire • 3/4" ID x 4-1/4" hub length with zerk fitting 	\$34.95	
4013421	Toro 110-6785	4.10/3.50-4	<ul style="list-style-type: none"> • Front wheel and tire assembly • Fits TimeCutter Z • Smooth tread tubeless tire • 3/4" ID x 4-1/4" hub length with zerk fitting 	\$34.95	

TORO continued

Part #	Replaces OE	Size	Description	Price	
4013422	Toro 117-7386	4.10/3.50-4	<ul style="list-style-type: none"> • Front wheel and tire assembly • Fits TimeCutter Z, models 74360, 65,66, 80, 81 & 74398 • 42" & 50" units • Ribbed tread tubeless tire • 3/4" ID x 4-1/4" hub length with zerk fitting 	\$23.47	
4013432	Toro 74-1720 Exmark 100-2860	8 x 2.00	<ul style="list-style-type: none"> • Steel wheel with gear • Fits rear commercial proline 21" mower models 22166, 22167, 22168 • Exmark metro 21" and Toro 21" Recycler • 3/8" bore • Diamond tread • 1-1/4" centered hub • Rear wheel 	\$55.00	
4013492	Toro 105-1815	8 x 2.00	<ul style="list-style-type: none"> • Plastic Wheel • Front drive wheel • Fits self-propelled 22" recycler lawnmower models 20001, 20003, 20005, 20007, 20012, 20016, 20019, 20064, 20065, 20069, 20071, 20072, 20072A, 20086, 20087, 20094, 20110, 20111 • 1-3/4" hub length • 1/2" bore • Radial tread • Bushing 	\$15.95	
4013491	Toro 105-1816	12" x 2.00"	<ul style="list-style-type: none"> • Plastic Wheel • Rear wheel • Fits Toro self-propelled 22" recycler lawnmower models 20012, 20016, 20019 • 1-7/8" hub length • 1/2" bore • Radial tread • Ball bearing 	\$24.95	
P72335	Toro 68-8970	8x300x4 - 4 ply	<ul style="list-style-type: none"> • Caster wheel assembly • Mounted on 3 piece white • 3/4" open cage roller bearings • Hub: 3-1/4" centered 	\$45.73	
P8866	Toro 68-8970	8x300x4 - 4 ply	<ul style="list-style-type: none"> • Solid Foam Flat Free Tire • Fits Toro midsize units • 3 piece rim • 3-1/4" centered hub • 3/4" open cage roller bearings • Hub: 3-1/4" centered 	\$59.73	

TORO continued

Part #	Replaces OE	Size	Description	Price
P8684	Toro 68-8970	8x300x4	<ul style="list-style-type: none"> • Caster wheel assembly • Fits all Toro mid-size units • 4 ply tube type turf tread tire • 3 piece trim • 3-1/4" centered hub • 3/4" open cage roller bearing and zerk fittings 	\$46.02



VELKE

Part #	Replaces OE	Size	Description	Price
P10816	Velke vkxwheel	9x350x4	<ul style="list-style-type: none"> • Solid foam wheel assembly • Fits 2 wheel Velkes • 3 piece rim • 2-1/4" offset hub • 1" roller cage bearing with zerk fittings 	\$60.78



P8867			<ul style="list-style-type: none"> • 3 piece rim • Fits all one wheel Velkes • 3-1/2" centered hub • 3/4" open cage roller bearing with zerk fitting 	\$66.97
--------------	--	--	--	----------------



P8575	Velke vkwheel	9x350x4	<ul style="list-style-type: none"> • Caster wheel for Velke • Fits all one wheel Velkes • 4 ply traction tread tire w/tube • 3-1/2" centered hub • 3 piece rim • 3/4" open cage roller bearing and zerk fittings 	\$58.70
--------------	----------------------	---------	--	----------------



P9260	Velke VKXwheel	9x350x4	<ul style="list-style-type: none"> • Caster wheel for Velke • Fits all 2-wheel Velke's • 4 ply traction tread tire with tube • 2-1/2" off centered hub • 3 piece rim • 1" roller cage bearing with zerk fitting 	\$52.04
--------------	-----------------------	---------	---	----------------



WALKER

Part #	Replaces OE	Size	Description	Price
WH10162	Walker 5715-3	8x300x4	<ul style="list-style-type: none"> • Wheel Assembly (white) • Solid foam tire • Hub: 3-1/2" centered with zerk fitting with 5/8" open cage roller bearing 	\$62.74



WH10092	Walker 5715-11	8x300x4	<ul style="list-style-type: none"> • Wheel Assembly • Solid foam tire • Maintenance free, flat free, resists cracking • Oil and chemical resistant 	\$44.34
----------------	-----------------------	---------	--	----------------



WALKER continued

Part #	Replaces OE	Size	Description	Price
WH7982	Walker 5715-4	8x300x4	<ul style="list-style-type: none"> • Wheel assembly (white) • 4 ply smooth tread tire and tube • Hub: 3-1/2" centered; zerk fitting with 5/8" open cage roller bearing • Front wheel on "Zero Turn" 	\$49.98



WHEELBARROW

Part #	Replaces OE	Size	Description	Price
P871		400x6	<ul style="list-style-type: none"> • Wheelbarrow Tire/Assembly • 5/8" 1-3/8" bearing • 6" centered hub 	\$26.25



P872		480x400x8	<ul style="list-style-type: none"> • Wheelbarrow Tire/Assembly • 6" centered hub • 5/8" 1-3/8" bearing • Pneumatic tire 	\$26.25
-------------	--	-----------	---	----------------



WRIGHT STANDER

Part #	Replaces OE	Size	Description	Price
P688009	Wright 74260002	11x400x5	<ul style="list-style-type: none"> • Pneumatic wheel assembly • Tread: Rib • 5/8" bore • 4-7/8" thru hub, centered • Color: Gold • Uses our bearing kit P9944 	<i>No Longer Available</i>



P688008	Wright 74260002	11x400x5	<ul style="list-style-type: none"> • Foam fill assembly • Tread: Rib • 5/8" bore • 4-7/8" thru hub, centered • Color: Gold • Uses our bearing kit P9944 	\$98.40
----------------	-----------------	----------	---	----------------



P682130	Wright 72460004	13x500x6	<ul style="list-style-type: none"> • Pneumatic wheel assembly • 3/4" bore • 6" thru hub, centered • Color: White • Uses our bearing kit # EX9944 	\$86.82
----------------	-----------------	----------	---	----------------



P682130FF	Wright 72460004	13x500x6	<ul style="list-style-type: none"> • Solid Foam Flat Free Tire • Pneumatic wheel assembly • 3/4" bore • 6" thru hub, centered • Color: White • Uses our bearing kit # EX9944 	\$104.67
------------------	-----------------	----------	--	-----------------



BOBCAT

Part #	Replaces OE	Size	Description	Price
BC15	Bobcat 2721512	5/8" ID x 2-3/4" W x 5" H	<ul style="list-style-type: none"> Deck wheel 3-5/16" centered hub 	\$9.04



EXMARK

Part #	Replaces OE	Size	Description	Price
EX5	Exmark 603299 Gilson 710138 Lawn Boy 710138 Toro 68-2730 Yazoo 2302-127	5 x 2-3/4"	<ul style="list-style-type: none"> Deck wheel Fits 38", 40", 50" decks 2-1/2" offset hub Smooth tread For hardware use EX406 	\$7.34 \$5.25 for 5 or more



EX406	Exmark 99-2842		<ul style="list-style-type: none"> Hardware Kit For our part # EX5 Fits Exmark Advantage, CT, Metro HP, Viking & Turf Tracers 	\$7.25 \$6.25 for 5 or more
--------------	-----------------------	--	--	--



EX40	Exmark 103-3168		<ul style="list-style-type: none"> Deck wheel assembly Our part # EX5 with bushings and hardware Fits Exmark, Explorer, Metro, Turf Ranger, Turf Tracer, Viking, Lazer Z 	\$12.95 \$9.95 for 5 or more
-------------	------------------------	--	---	---



EX6	Exmark 103-8415	5 x 3-1/4"	<ul style="list-style-type: none"> Deck Wheel Fits Triton deck Smooth tread 	\$7.88 5.75 for 5 or more
------------	------------------------	------------	--	--



EX60	Exmark 109-2098		<ul style="list-style-type: none"> Triton deck wheel kit Our part # EX6 plus wheel bolt, flat washer, spring washer, bolt & nut 	\$15.70 \$11.95 for 5 or more
-------------	------------------------	--	---	--



EX605			<ul style="list-style-type: none"> Wheel bushing kit Use on Triton Deck with EX6 wheel 	\$9.25
--------------	--	--	--	---------------



FERRIS

Part #	Replaces OE	Size	Description	Price
FE20	Ferris 1714760	4 x 2"	<ul style="list-style-type: none"> Anti-scalping wheel 1/2" Bore ID 1-7/8" Offset Smooth tread 	\$5.21



GRASSHOPPER

Part #	Replaces OE	Size	Description	Price
4113280	Grasshopper 426122	5/8" ID x 2" W	<ul style="list-style-type: none"> Deck roller Fits 52", 61" & 72" decks 	\$3.95



4113281	Grasshopper 603725	5/8" ID x 6-1/8" W	<ul style="list-style-type: none"> Deck roller 	\$3.95
----------------	--------------------	--------------------	---	---------------



GRAVELY

Part #	Replaces OE	Size	Description	Price
P10714	Gravely 92537	5" H x 2-3/4" ID x 1/2" ID	<ul style="list-style-type: none"> Deck wheel 3-5/16" centered hub 	\$6.49



HUSTLER

Part #	Replaces OE	Size	Description	Price
JD91	Hustler 031997 John Deere AM116299	5 x 2.75"	<ul style="list-style-type: none"> Anti-scalping wheel 5/8" Bore ID 2-7/16" W Smooth tread 	\$6.37 \$4.50 for 5 or more



P13445	Hustler 788166		<ul style="list-style-type: none"> Anti-scalp deck wheel kit With hardware 	\$8.99
---------------	----------------	--	--	---------------



JOHN DEERE

Part #	Replaces OE	Size	Description	Price
P13279	John Deere M113955	3" L x 2.543" OD x .689" bore	<ul style="list-style-type: none"> Deck roller 	\$3.36



JD92	John Deere GX10168	5/8" ID x 2" W x 5" H	<ul style="list-style-type: none"> Deck wheel Fits L1000 and G100 series riders 	\$3.76
-------------	--------------------	-----------------------	---	---------------





JD55	John Deere M115245	5/8" ID x 3-7/8" W x 3-13/16" H	<ul style="list-style-type: none"> Deck wheel Use on all 48", 54", 60" cut mid-size walk-behinds and tractors 3-7/8" centered hub 	\$16.48
-------------	--------------------	---------------------------------	--	----------------







JOHN DEERE continued

Part #	Replaces OE	Size	Description	Price	
JD50	John Deere AM116299	5/8" ID x 2" W x 5" H	<ul style="list-style-type: none"> • Wheel kit • Fits John Deere riders with 38" and 48" deck • Includes bushings and hardware 	\$15.70 \$9.95 for 5 or more	
JD90		2" W x 5" H x 5/8" ID	<ul style="list-style-type: none"> • Deck wheel 	\$9.21	
JD60	John Deere AM104126	17/32" ID x 2" W x 5" H	<ul style="list-style-type: none"> • Deck wheel • Use on 50", 60", 72" front cut mowers • 2-7/16" centered hub • Complete with roller bearing, 17/32" ID reducer bushing, spacers and zerk fitting 	\$20.95	
P6913	John Deere M81716	4" H x 1/2" ID x 1-1/4" W	<ul style="list-style-type: none"> • Deck wheel • 1-13/32" centered hub 	\$6.37	
P8216	John Deere M107561	8" H x 5/8" ID x 2" W	<ul style="list-style-type: none"> • Deck wheel • Use on 60" and 72" front cut • Use on 50", 60" and 72" standard decks • 2-7/16" centered hub • Complete with roller bearing, 5/8" ID reducer bushings, spacers and zerk fitting 	\$23.60	
P6915	John Deere AM33718 Ingersoll/Case C25139 C26736 LawnBoy 740280 Sears/Roper 105455X Toro 61-9760 Bolens 1735583 Gilson 210453 AYP 105455X Husqvarna 5321054-55 Poulan 530-105455	5" H x 1/2" ID x 1-3/8" W	<ul style="list-style-type: none"> • Deck wheel • 1-1/2" centered hub, steel bushing • Complete with roller bearing 	\$8.35	
P10714	John Deere TCU18744	5" H x 2-3/4" ID x 1/2" ID	<ul style="list-style-type: none"> • 3-5/16" centered hub 	\$6.49	



JOHN DEERE continued

Part #	Replaces OE	Size	Description	Price	
P8244	John Deere AM107560	6" H x 9/16" ID x 1-1/2" W	<ul style="list-style-type: none"> • Deck wheel • Use on 48", 54", 60" and 72" decks • 1-7/8" centered hub • Complete with roller bearing, 9/16" ID reducer bushing, spacers and zerk fitting 	\$17.17	
P8215	John Deere AM107558	6" H x 5/8" ID x 2" W	<ul style="list-style-type: none"> • Deck wheel • Use on 60" and 72" front cut mowers • 2-7/16" centered hub • Complete with roller bearing, 5/8" ID reducer bushing, spacers and zerk fitting 	\$28.92	

KUBOTA

Part #	Replaces OE	Size	Description	Price	
4172036	Kubota K3571-42110	5/8" ID x 5" OD	<ul style="list-style-type: none"> • Deck wheel • Hub Length: 2-1/2" 	\$8.95	
4172037	Kubota K5647-42100	5/8" ID x 5" OD	<ul style="list-style-type: none"> • Deck roller • Hub Length: 3-9/16" 	\$15.95	
4172038	Kubota K5668-42100	5/8" ID x 5" OD	<ul style="list-style-type: none"> • Deck Roller • Hub Length: 3-5/8" 	\$17.95	
4172035	Kubota K5763-46250	1/2" ID x 3" OD	<ul style="list-style-type: none"> • Deck roller • Hub Length: 4" 	\$19.95	

SCAG

Part #	Replaces OE	Size	Description	Price	
SC95	Scag 481632	4-1/2" x 3"	<ul style="list-style-type: none"> • Deck wheel • Fits most Scag units • Includes bushing • 3/8" center hole • Smooth tread 	\$5.92	
SC97	Scag 482295	11/16" ID x 3-5/16" W x 3" H	<ul style="list-style-type: none"> • Anti-scalp deck wheel 	\$6.41	

How to Measure Your Tire

SIZE	TYPICAL SIZE
(A) (B) (C) 16 x 6.50 - 8	Lawnmowers
(B) (D) (C) 4.10/3.50 - 4	Industrial; Go Carts

The diagram illustrates the 2 most common ways to measure Lawnmower and Industrial/Go Kart tires.

VALVE STEM, CAP, CORE

Part # P71001

- Valve stem # 412
- Short
- Replaces AYP 65139; Noma 24167, 024373

\$1.44



Part # P71002

- Valve stem # 413
 - Long
- \$1.44**



CARLISLE TIRES & TUBES

RADIAL TRAIL (Highway Tires)

Part #	Size	Load Range	MTD Dia.	MTD Width	Rim Width	Max Load Capacity	MAX PSI	Tire Weight	Tread Depth (32nds)	
5151291	ST145/R12	LRD	21.4	5.8	4.00	1220	65	15.0	8	\$102.96
5198121	ST175/80R13	LRC	24.1	6.7	4.50	1360	50	16.5	10	\$114.65
5193521	ST185/80R13	LRC	24.7	7.1	4.50	1480	50	19.6	10	\$118.01
5198131	ST205/75R14	LRC	26.1	8.0	5.50	1760	50	23.4	10	\$138.79
5198141	ST215/75R14	LRC	26.8	8.2	6.00	1870	50	22.6	10	\$145.44
5198151	ST205/75R15	LRD	27.1	8.0	5.50	1820	50	25.2	10	\$142.17
5198081	ST205/75R15	LRD	27.2	8.0	5.00	2150	65	24.4	10	\$161.58
5198161	ST225/75R15	LRC	28.2	8.8	6.00	2150	50	28.5	10	\$154.36
5198171	ST225/75R15	LRD	28.2	8.8	6.00	2540	65	29.4	10	\$172.49
5198221*	ST225/75R15	LRE	28.2	9.0	6.00	2830	80	30.5	10	\$190.99
5190821	ST235/80R16	LRE	30.8	9.0	6.00	3420-S	80	35.0	13	\$215.51
						3000-D				
5192991	ST235/85R16	LRE	31.7	9.3	6.00	3640-S	80	35.0	13	\$228.56
						3200-D				
5193411*	ST235/85R16	LRF	31.9	9.0	6.00	3960-S	95	41.2	13	\$300.40
						3520-D				
5198241	ST245/75R16	LRD	30.5	9.2	6.00	3000-S	65	39.4	13	\$229.21
						2680-D	65	39.4	13	



* Requires HD Wheel S = Single D - Dual

Wheels not included

TURF SAVER

Part #	Size	Ply	MTD Dia.	MTD Width	Rim Width	Max Load Capacity 10 MPH	Tire MAX PSI	Weight	
5110091	9x3.5-4	2	8.9	3.5	2.5	165	30	2.2	\$15.89
5110111	9x3.5-4	4	8.8	3.6	2.50	260	50	2.2	\$16.90
5110251	4.1-4	2	10.8	3.8	2.50	230	24	2.7	\$17.30
5110271	11x4.00-4	2	11.2	4.2	2.50	215	22	3.0	\$16.55
5110101	11x4-5	2	10.8	4	3.00	210	22	2.8	\$19.80
5110201	13x5-6	2	12.9	4.7	3.50	295	20	4.2	\$22.07
5110211	13x5.00-6	4	12.9	4.8	3.50	440	40	3.4	\$23.99
5111851	13x6.50-6	2	13.2	6.5	4.50	305	14	4.2	\$24.89
5111861	13x6.5-6	4	13.4	6.3	4.50	460	28	5.9	\$33.86
5110301	15x6-6	2	14.5	6.2	4.50	365	14	5.6	\$27.02
5112501	4.80-8	2	16.5	4.8	3.75	435	20	4.9	\$27.76
5110951	16x6.50-8	2	16.1	6.5	5.38	380	12	6.3	\$32.88
5110961	16x6.5-8	4	16.3	6.4	5.38	620	28	5.7	\$38.16
5112001	16x7.50-8	2	16.5	7.1	5.38	475	12	7.6	\$35.56
5110981	18x6.50-8	2	17.2	6.5	5.38	515	14	7.6	\$46.78
5110991	18x650-8	4	17.6	6.7	5.38	770	28	6.6	\$48.95
5111021	18x7.50-8	4	18.0	7.5	5.38	835	26	8.7	\$53.89
5110701	18x8.50-8	2	17.8	8.3	7.00	515	10	9.0	\$51.98
5110711	18x8.5-8	4	18	8.2	7.00	815	22	10.3	\$58.51
511084	18x9.50-8	2	17.7	9.5	7.00	695	12	9.8	\$58.69
511081	18x9.50-8	4	18.1	9.6	7.00	1040	24	10.7	\$66.83
511082	18x9.50-8	6	18.5	9.5	7.00	1320	36	11.7	\$79.17
511080	20x8-8	2	19.1	9.1	7.00	600	10	9.6	\$67.21
511101	20x10-8	2	19.6	10.1	7.00	750	10	13	\$74.79
511110	20x8.00-10	2	19.8	8.1	6.00	595	12	10.9	\$88.27
511111	20x8.00-10	4	20.0	7.9	6.00	895	24	11.7	\$59.45
511116	20x10.00-10	4	20.8	8.8	6.00	1225	24	12.7	\$88.64
511140	21x7.00-10	2	20.2	6.9	5.38	685	12	10.1	\$85.23
511050	22x7.50-12	2	21.8	8.1	7.00	675	12	11.6	\$58.32
511051	22x9.50-12	2	21.3	8.9	7.00	870	12	13.0	\$87.67
511090	23x8.50-12	2	23.1	8.5	7.00	705	10	12.9	\$84.26
511100	23x9.50-12	2	23.2	9.5	7.00	920	12	14.2	\$88.27
511120	23x10.50-12	2	22.6	10.5	8.50	890	10	15.2	\$93.28
511121	23x10.50-12	4	22.8	10.3	8.50	1340	20	16.5	\$107.67
511075	24x12.00-12	2	23.0	11.6	8.50	1135	10	18.7	\$124.77



4+ \$28.25

MULTI-TRAC

Part #	Size	Ply	MTD Dia.	MTD Width	Rim Width	Max Load Capacity 10 MPH	Tire MAX PSI	Weight	
574319	15x6.00-6	4	14.4	6.2	4.5	570	30	5.4	\$46.48
574304	16x6.5-8	4	15.8	6.4	5.38	620	28	6.6	\$51.23
574349	16x7.50-8	4	16.4	7.1	5.38	710	24	7.8	\$47.83
574351	18x7.00-8	4	17.9	6.9	5.38	785	26	8.7	\$66.57
574365	18x8.50-8	8	17.7	8.3	7.00	1220	44	13.2	\$95.02
574332	18x9.50-8	4	18.2	9.0	7.00	1040	24	10.9	\$80.30
574399	18x9.50-8	6	18.2	9.0	7.00	1320	36	11.9	\$95.45
574359	20x8.00-8	2	19.4	8.8	6.50	625	12	11.0	\$76.33

Wheels not included

MULTI-TRAC continued

Part #	Size	Ply	MTD Dia.	MTD Width	Rim Width	Max Load Capacity 10 MPH	Tire MAX PSI	Weight	
574311	18x8.00-10	4	17.9	7.8	7.00	830	22	10.0	\$70.53
5743U1	18x8.50-10	4	18.1	8.3	7.00	795	22	9.8	\$81.14
5743E5	18x10.50-10	4	17.8	10.1	8.00	990	20	12.2	\$72.49
574318	20x8.00-10	4	20.1	8.1	7.00	895	24	11.4	\$55.36
574362	20x10.00-10	4	19.6	9.6	8.00	1160	22	13.2	\$77.37
574341	20x10.00-8	4	19.6	10.0	8.00	1190			\$85.52
5743C2	20x10.00-10	6	19.6	9.6	8.00	1450	32	17.2	\$123.83
574301	23x8.50-12	4	22.6	8.3	7.00	1115	22	14.6	\$84.25
574372	23x8.50-12	6	22.6	8.3	7.00	1440	34	18.4	\$113.99
574329	23x9.50-12	4	22.7	9.3	7.00	1380	24	15.5	\$90.21
574338	24x9.50-12	4	24.0	9.5	7.00	1430	22	17.2	\$85.06
574367	23x10.5-12	4	22.6	10.4	8.5	1340	20	17	\$111.91
574353	23x10.5-12	6	22.6	10.4	8.5	1760	32	21.7	\$133.79
574352	24x12.00-12	4	23.6	11.5	8.5	1700	20	21	\$124.54
574361	26x12.00-12	4	25.2	12.2	8.50	1780	20	26.1	\$135.95
574377	26x12.00-12	6	25.2	12.2	8.50	2250	30	29.2	\$160.06
574324	24x8.50-14	4	24.0	8.5	7.00	1230	22	17.9	\$135.95
574339	25x8.50-14	4	25.0	8.5	7.00	1320	22	20.1	\$139.74
574371	25x8.50-14	6	25.0	8.5	7.00	1640	32	23.5	\$202.65
574348	27x8.50-15	4	26.6	8.5	7.00	1230	30	25.3	\$205.70
574356	27x8.50-15	6	26.6	8.6	7.00	1570	45	25.6	\$252.90
5743H6	27x10.50-15	4	26.9	10.2	8.50	1320	30	29.0	\$161.97
560362	31x13.50-15	4	31.5	13.2	10.50	2150	20	46.0	\$331.48



SUPER TURF

Part #	Size	Ply	MTD Dia.	MTD Width	Rim Width	Max Load Capacity 10 MPH	Tire MAX PSI	Weight	
568345	15x6.00-6	2	14.4	6.3	4.50	365	14	4.6	\$27.88
568384	20x10.00-8	2	20.4	9.3	8.00	750	10	13.0	\$52.72

TURF MASTER

Part #	Size	Ply	MTD Dia.	MTD Width	Rim Width	Max Load Capacity 10 MPH	Tire MAX PSI	Weight	
5112491	13x6.50-6	4	13.1	6.3	4.50	460	28	5.4	\$41.42
5112521	15x6.00-6	4	14.4	6.2	4.5	570	30	4.7	\$41.75
5112531	15x6.50-8	2	15.0	6.3	5.38	415	14	6.2	\$43.22
5114011	16x6.50-8	4	16.3	6.4	5.38	620	28	7	\$52.50
5114021	16x7.50-8	4	16.4	7.1	5.38	680	24	8.4	\$63.06
5114171	18x6.50-8	4	17.5	6.4	5.38	770	28	7.2	\$68.27
5114041	18x8.50-8	4	18	8.2	7	815	22	10.6	\$74.15
511413	18x9.50-8	4	18.1	9.2	7.00	1040	24	10.7	\$65.25
511405	20x10.00-8	4	19.6	10.4	7.00	1190	22	14.1	\$94.44
511416	20x10.00-10	4	20.0	8.8	7.00	1160	22	13.6	\$95.85
511255	22x11.00-10	4	21.4	10.4	7.00	1485	20	16.1	\$100.96
511433	22x9.50-12	4	21.8	9.1	7.00	1310	24	14.8	\$93.96
511419	23x8.50-12	4	22.9	8.4	7.00	1120	22	15.9	\$95.85

Wheels not included

TURF MASTER continued

Part #	Size	Ply	MTD Dia.	MTD Width	Rim Width	Max Load Capacity 10 MPH	Tire MAX PSI	Weight	
511406	23x9.50-12	4	23.6	9.8	7.00	1380	24	19.3	\$88.27
511408	23x10.5-12	4	22.8	10	8.5	1340	20	16.8	\$102.08
511434	24x9.50-12	4	23.6	9.6	7.00	1500	24	19.9	\$108.40
511409	24x12-12	4	23.3	11.4	8.5	1700	20	19.7	\$95.00 2+ \$89.00



ULTRA TRAC

Part #	Size	Ply	MTD Dia.	MTD Width	Rim Width	Max Load Capacity 10 MPH	Tire MAX PSI	Weight	
529368	24x13.00-12	4	23.2	13.0	10.5	1730	18	26.3	\$149.30
529387	24x13.00-12	6	22.7	13.0	10.5	2240	28	28.3	\$196.97
529386	26.5x14.00-12	4	26.5	14.4	11.0	2170	18	30.6	\$212.24
5293E6	29x14.00-15	6	29.0	14.0	11.0	1710	30	44.5	\$292.00



TURF CHIEF

Part #	Size	Ply	MTD Dia.	MTD Width	Rim Width	Max Load Capacity 10 MPH	Tire MAX PSI	Weight	
511797	16x6.50-8	4	16.4	6.9	5.38	620	28	7.2	\$38.65
511701	16x7.50-8	4	16.3	7.7	5.38	680	24	8.3	<i>No Longer Available</i>
511791	23x8.50-12	4	23.3	8.8	7.00	1115	22	14.1	\$76.24
511726	23x10.50-12	4	22.3	10.5	8.50	1340	20	16.1	\$84.83
511711	26x12.00	4	26.5	12.7	8.50	1780	20	26.0	\$100.93



TURF CTR

Part #	Size	Ply	MTD Dia.	MTD Width	Rim Width	Max Load Capacity 10 MPH	Tire MAX PSI	Weight	
511501	22x11.00-8	4	22.4	10.8	9	955	10	12.8	\$76.17



TURF TRAC R/S

Part #	Size	Ply	MTD Dia.	MTD Width	Rim Width	Max Load Capacity 10 MPH	Tire MAX PSI	Weight	
575333	11x4.00-8	2	10.6	4.0	3.00	210	22	2.4	\$22.58
575334	13x5.00-6	2	12.6	4.8	3.50	295	20	3.3	\$25.61
575303	13x6.50-6	2	12.8	6.2	4.50	305	14	3.6	\$28.38
575345	15x6.00-6	2	14.4	6.3	4.50	365	14	4.6	\$32.55
575319	15x6.00-6	4	14.4	6.3	4.50	570	30	4.6	\$45.57
575326	16x6.50-8	2	16.0	6.8	5.38	415	14	5.4	\$36.36
575304	16x6.50-8	4	16.0	6.8	5.38	620	28	6.9	\$52.00
575349	16x7.50-8	4	16.0	7.2	5.38	710	24	5.6	\$40.48
575317	18x6.50-8	4	17.6	6.6	5.38	770	28	6.3	\$42.72
5753311	18x8.50-8	4	17.7	8.1	7.00	815	22	7.3	\$53.75
575346	18x9.50-8	2	17.5	9.1	7.00	695	12	6.9	\$49.74
575359	20x8.00-8	2	19.3	8.2	6.50	625	12	7.0	\$52.24



Wheels not included

TURF TRAC R/S continued

Part #	Size	Ply	MTD Dia.	MTD Width	Rim Width	Max Load Capacity 10 MPH	Tire MAX PSI	Weight	
575341	20x10.00-8	4	19.5	9.9	8.00	1190	22	10.5	\$82.59
575389	20x10.00-8	6	19.5	9.9	8.00	1480	32	11.0	\$69.35
50D397	22.5x10-8	4	22.6	9.6	8.00	1390	22	15.0	\$95.64
599020	22x11.00-8	2	21.3	11.2	8.50	955	10	13.6	\$69.21
50D373	25x12.00-9	2	25.9	11.2	9.50	1230	10	17.4	\$80.32
50D317	25x12.00-9	2	25.9	11.2	9.5	1820	20	17.9	\$108.96
575318	20x8.00-10	4	19.4	7.6	6.50	895	24	7.7	\$52.80
50D362	20x10.00-10	4	19.6	9.3	8.00	1160	22	10.1	\$92.20
575315	20x12.00-10	4	19.6	11.7	8.00	1320	20	13.9	\$97.22
5753N1	22x9.50-10	4	21.7	9.5	7.00	980	14	14.3	\$81.90
5753P2	24x9.50-10	4	24.3	9.8	7.00	1410	22	16.1	\$82.95
5753A6	24x12.00-10	4	24.5	11.5	7.75	1740	20	20.7	\$122.49
575301	23x8.50-12	4	22.3	8.4	7.00	1115	22	10.1	\$74.76
575367	23x10.50-12	4	22.4	10.1	8.50	1340	20	13.0	\$105.49
575390	24x12.00-12	6	23.5	11.0	8.50	2240	32	21.3	\$136.86
50D363	26x12.00-12	10	25.3	12.4	8.50	3100	52	24.4	\$178.54



TURF SAVER II

Part #	Size	Ply	MTD Dia.	MTD Width	Rim Width	Max Load Capacity 10 MPH	Tire MAX PSI	Weight	
5112201	13x5.00-6	2	12.3	4.6	3.50	295	20	3.8	\$53.89
5112301	15x6.00-6	2	14.3	6.0	4.50	365	14	5.3	\$28.07
5112951	16x6.50-8	2	16.0	6.2	5.38	415	14	5.9	\$32.35
5112701	18x8.50-8	2	17.5	8.2	7.00	515	10	6.3	\$56.92
511284	18x9.50-8	2	17.8	9.1	7.00	695	12	6.5	\$56.86
511280	20x8.00-8	2	19.0	8.9	7.00	600	10	7.7	\$48.19



TURF MATE

Part #	Size	Ply	MTD Dia.	MTD Width	Rim Width	Max Load Capacity 10 MPH	Tire MAX PSI	Weight	
5113301	15x6.00-6	2	14.3	6.1	4.50	365	14	5.2	\$20.96
5113951	16x6.50-8	2	16.3	6.2	5.38	415	14	5.3	\$25.42
511396	16x6.50-8	4	16.0	6.6	5.38	620	28	5.9	\$31.73
511371	18x8.50-8	4	17.7	8.6	7.00	815	22	7.2	\$51.77
511300	20x8.00-8	2	19.1	8.8	7.00	600	10	7.7	\$50.69
511303	20x10.00-8	4	19.2	9.5	7.00	1130	20	9.8	\$61.10
511421	23x10.50-12	4	22.6	10.3	8.50	1340	20	12.4	\$76.73



STUD

Part #	Size	Ply	MTD Dia.	MTD Width	Rim Width	Max Load Capacity 10 MPH	Tire MAX PSI	Weight	
5160251	4.10-4	2	10.6	3.6	2.5	230	24	2.6	\$14.89
5160301	4.10-5	2	11.6	3.8	3	260	24	2.4	\$16.60
5160351	4.10-6	2	12.5	3.9	3.25	290	24	3.2	\$18.60
5160501	4.80-8	2	16.4	4.7	3.75	435	20	4.8	\$24.95
5164291	4.80-8	4	16.3	5.4	3.75	670	42	5.8	\$30.37

Wheels not included

SAWTOOTH

Part #	Size	Ply	MTD Dia.	MTD Width	Rim Width	Max Load Capacity 10 MPH	Tire MAX PSI	Weight	
5190011	2.80-4	4	9	2.9	2.5	180	50	1.7	\$15.62
5190251	4.10-4	2	10.6	3.6	2.5	230	24	2.5	\$14.89
5190261	4.10-4	4	10.5	3.8	2.5	350	50	2.2	\$18.99
519016	3.40/3.00-5	4	11	3.9	3	380	95	2.5	\$23.53
5190301	4.10-5	2	11.6	3.8	3	260	24	2.6	\$16.60
5190351	4.10-6	2	12.6	3.9	3.25	290	24	3.2	\$19.34
5190361	4.10/3.50-6	4	13.0	4.2	3.25	495	85	3.3	\$29.37
519067	5.30/4.50-6	6	14.6	5.3	3.50	885	95	5.1	\$46.36
5190501	4.80/4.00-8	2	16.0	4.6	3.75	510	35	5.1	\$22.16



Sawtooth

SLICK

Part #	Size	Ply	MTD Dia.	MTD Width	Rim Width	Max Load Capacity 10 MPH	Tire MAX PSI	Weight	
5100171	4.10/3.50-4	4	10.5	3.8	2.50	350	50	3.1	\$15.55



Slick

SMOOTH

Part #	Size	Ply	MTD Dia.	MTD Width	Rim Width	Max Load Capacity 10 MPH	Tire MAX PSI	Weight	
5120081	8x3.00-4	4	8.2	2.9	2.50	120	30	1.7	\$17.94
5120101	9x3.50-4	4	8.7	3.7	2.5	260	50	2.3	\$18.97
5120111	11x4.00-5	4	11	4	3	325	46	3.2	\$23.09
5120211	13x5.00-6	4	12.7	4.8	4.5	440	40	4.1	\$29.36 4+ \$27.36
5121861	13x6.50-6	4	13	5.9	4.5	460	28	4	\$30.36 4+ \$27.99
5120511	4.80-8	4	16.8	4.8	3.75	760	70	4.1	\$31.79
510981	18x9.50-8**	4	17.7	9.3	7.00	1040	24	9.3	\$65.95
599358	18x9.50-8	4	17.8	8.7	7.00	1040	24	8.3	\$53.77
586310	18x10.50-10	2	18.1	10.0	8.50	730	12	11.2	\$101.80
586325	20x10.00-10	2	19.6	9.5	8.00	815	12	11.9	\$89.37



Smooth

** Rounded shoulder

WHEEL BARROW

Part #	Size	Ply	MTD Dia.	MTD Width	Rim Width	Max Load Capacity 10 MPH	Tire MAX PSI	Weight	
5134371	4.00-6	2	13.6	3.9	2.50	330	30	2.0	\$14.62
5134511	4.80-8	2	15.8	3.9	2.50	550	30	2.5	\$16.99
5130511	4.80x8	4	16.3	4.5	3.75	765	70	3.4	\$20.67



Wheel Barrow

MULTI RIB

Part #	Size	Ply	MTD Dia.	MTD Width	Rim Width	Max Load Capacity 10 MPH	Tire MAX PSI	Weight	
576305	13x6.50-6	4	12.7	6.2	5.00	460	28	4.0	\$32.51
576362	20x10.00-10	4	19.6	9.3	8.00	1160	22	11.5	\$67.88

Wheels not included

STRAIGHT RIB

Part #	Size	Ply	MTD Dia.	MTD Width	Rim Width	Max Load Capacity 10 MPH	Tire MAX PSI	Weight	
5110921	11x4.00-4	4	10.4	4.1	2.50	350	50	3.2	\$19.28
5180101	11x4.00-5	2	10.9	4.2	3	210	22	2.6	\$19.80
5180201	13x5.00-6	2	12.7	4.6	3.5	295	20	3.9	\$24.62
5180211	13x5.00-6	4	12.9	4.7	3.50	440	40	4.1	\$27.96
5181861	13x6.50-6	4	13	5.9	4.5	460	28	4	\$32.04
5180301	15x6.00-6	2	14.2	6.1	4.5	365	14	5.4	\$28.60
5180311	15x6.00-6	4	14.5	6.1	4.5	570	30	3.9	\$32.78
5180951	16x6.50-8	2	15.9	6.4	5.38	415	14	4.2	\$44.30
5180961	16x6.50-8	4	16.0	6.4	5.38	620	28	5.2	\$51.13
5189801	18x8.50-8	4	17.6	8.7	7.00	815	22	10.4	\$43.77
518081	18x9.50-8	4	17.7	9.3	7.00	1040	24	9.4	\$60.77
518116	20x10.00-10	4	20.0	8.7	6.00	1160	22	12.8	\$89.19
518711	26x12.00-12	4	25.0	11.7	10.50	1780	20	22.3	\$129.12



Straight Rib

LINKS

Part #	Size	Ply	MTD Dia.	MTD Width	Rim Width	Max Load Capacity 10 MPH	Tire MAX PSI	Weight	
5192711	18x8.5-8	4	17.4	8.5	7	815	22	13.2	\$69.45



Links

SUPER LUG

Part #	Size	Ply	MTD Dia.	MTD Width	Rim Width	Max Load Capacity 10 MPH	Tire MAX PSI	Weight	
510101	20x10.00-8	4	20.1	9.7	7	1190	22	17.3	\$85.23



Super Lug

TURF TAMER (Replacement tire for John Deere Gator)

Part #	Size	Ply	MTD Dia.	MTD Width	Rim Width	Max Load Capacity 10 MPH	Tire MAX PSI	Weight	
55U373	AT25x12-9	3	25.3	11.2	9.5	495	7	17.5	\$113.04
55U3C7	22.5x10-8	4	22.8	9.2	8.0	1390	22	14.2	\$101.12



Turf Tamer

HD FIELD TRAX

Part #	Size	Ply	MTD Dia.	MTD Width	Rim Width	Max Load Capacity 10 MPH	Tire MAX PSI	Weight	
5883B9	AT22.5x10.00-8	3	22.5	10.2	7.00	365	7	20.5	\$98.29
588394	AT25x1300-9	3	24.8	12.4	10.50	535	7	27.1	\$125.48



HD Field Trax

Wheels not included

TRAC CHIEF (Construction)

Part #	Size	Ply	MTD Dia.	MTD Width	Rim Width	Max Load Capacity 10 MPH	Tire MAX PSI	Weight	Tread Depth	
51S3C2	5.70-12 (TL)	4	22.4	5.7	4.50	1450	60	15.5	17	\$131.51
51S311	18x8.50-10 (TL)	4	18.2	8.0	7.00	830	22	13.9	16	\$109.84
51S3C3	23x8.50-12 (TL)	4	23.0	8.0	7.00	1470	35	21.2	14	\$128.74
51S3G8	23x8.50-12 (TL)	6	22.6	8.4	7.00	1820	50	32.6	14	\$156.29
51S388	23x8.50-14 (TL)	4	23.0	8.0	7.00	1560	35	23.2	17	\$176.07
51S379	25x8.50-14 (TL)	6	25.8	8.4	7.00	2130	50	26.7	17	\$179.38
51S361	26x12.00-12 (TL)	4	25.5	12.4	10.50	1780	20	33.5	19	\$227.75
51S339	27x8.50-15 (TL)	6	26.7	9.0	7.00	2400	50	28.4	17	\$173.11
51S3H7	27x10.50-15 (TL)	6	26.8	10.4	8.50	2610	45	33.7	17	\$214.73
560410	29x10.50-15 (TL)	8	29.0	10.5	8.50	4840	70	44.1	19	\$209.44
51S3D1	10.00x16.5 (TL)	8	30.8	10.4	8.25	4140	60	44.0	19	\$172.44
51S3J7	12-16.5 (TL)	10	33.3	12.2	9.75	5600	65	65.0	23	\$289.71
510027	14-17.5 (TL)	6	35.7	13.7	10.50	3805	30	86.4	25	\$383.55
510039	14-17.5 (TL)	14	36.7	14.1	10.50	8540	80	109.8	25	\$461.85
510024	15-19.5 (TL)	12	39.3	16.2	12.25	9190	60	144.5	26	\$503.77



USA LOADER

Part #	Size	Ply	MTD Dia.	MTD Width	Rim Width	Max Load Capacity 10 MPH	Tire MAX PSI	Weight	Tread Depth	
510713	10-16.5 (TL)	10	30.9	10.6	8.25	4720	75	58.0	26	\$289.00
510715	12-16.5 (TL)	8	33.5	12.8	9.75	4810	50	72.8	27	\$377.06
510716	12-16.5 (TL)	10	33.3	13.0	9.75	5600	65	73.4	27	\$451.20

Wheels not included

REPLACEMENT TUBES

Part #	Size	Valve Stem	
TU93505	9x350-4	90°	\$5.20
TU114005	11x400-5	90°	\$7.31
TU135006	13x500-6	90° (Special J)	\$11.11
TU135006S	13x500-6	Straight	\$8.61
TU136506	13x650-6	Straight	\$7.50
TU156006	15x600-6	Straight	\$7.29
TU166508	16x650-8	Straight	\$6.50
TU186508	18x650-8	Straight	\$12.29
TU188508	18x850-8	Straight	\$12.29
TU2080010	20x800-10	Straight	\$13.03
TU2010008	20x1000-8	Straight	\$10.31
TU20100010	20x1000-10	Straight	\$13.03
TU2111008	21x1100-8	Straight	\$18.73
TU2210008	22x1000-8	Straight	\$18.73
TU2212008	22x1200-8	Straight	\$18.73
TU2385012	23x850-12	Straight	\$12.54
TU23105012	23x1050-12	Straight	\$12.54
TU24120012	24x1200-12	Straight	\$17.00
TU2512009	25x1200-9	Straight	\$13.08
TU26105012	26x1050-12	Straight	\$11.14
TU2802504	280/250-4	90°	\$4.71
TU2802504-S	280/250-4	90° (Special J)	\$4.71
TU4008	400-8 Low Speed	Straight	\$4.96
TU4103504	410/350-4	90°	\$5.17
TU4103504S	410/350-4	Straight	\$5.03
TU4103505	410/350-5	90°	\$5.66
TU4103505S	410/350-5	Straight	\$5.69
TU4103506	410/350-6	90°	\$5.03
TU4804008	480/400-8	Straight	\$8.68
TU48040012	480/400-12	Straight	\$8.68
TU53012	530-12	Straight	\$14.88
TU5705008	570/500-8	Straight	\$13.17
TU8007	800-7	90°	\$13.17

